









# Victoria Harbour Pathway Fisherman's Wharf to Rock Bay Traffic Volumes and Parking

## Legend

-  Proposed Victoria Harbour Pathway Route
-  Kilometre Posts
- Traffic Volumes**
-  More than 9000 vehicles/day
-  4000 - 9000 vehicles/day
-  4000 - 9000 vehicles/day both ways
-  Less than 4000 vehicles/day
-  Less than 4000 vehicles/day both ways
-  Parking Lots

