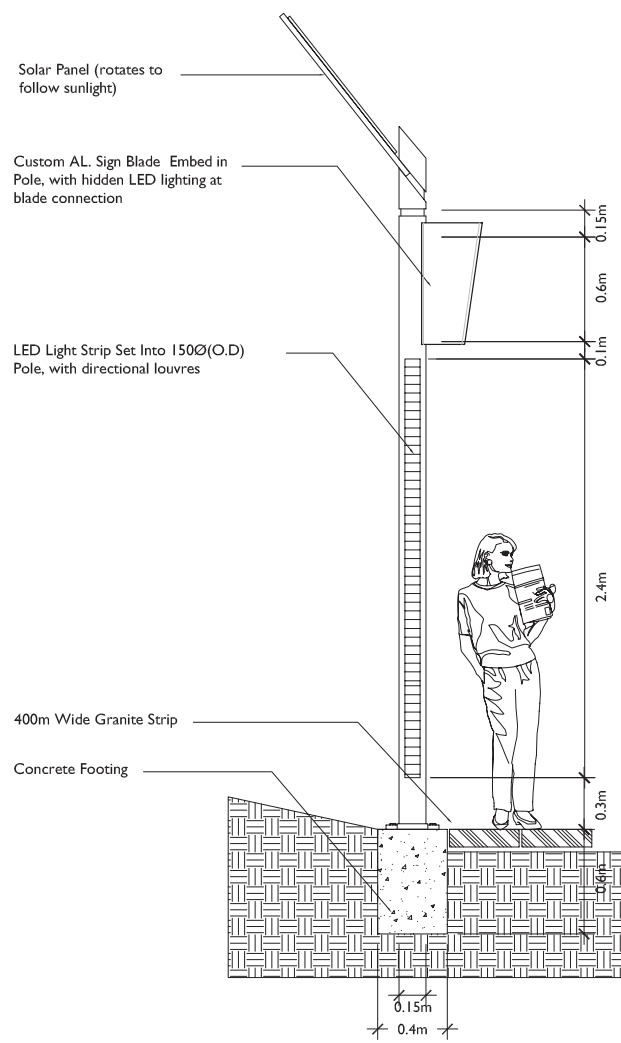


## SITE LIGHTING / DIRECTIONAL SIGNAGE



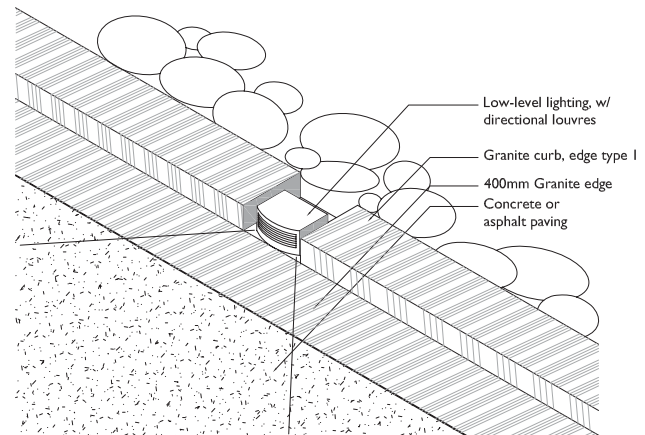
### LAMP STANDARD & DIRECTION SIGNAGE:

Located along length of pathway on inland side, at regular intervals (approx. 10 m), except for those sections over water

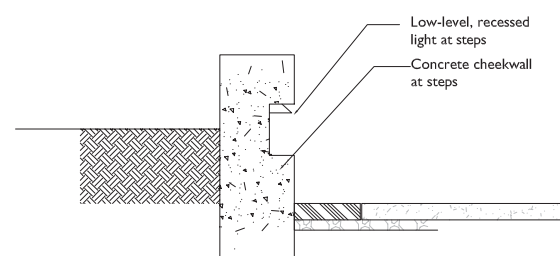
Custom designed powder coated steel lamp pole

typ. 3.6 m height  
individual solar powered (top mounted panel)

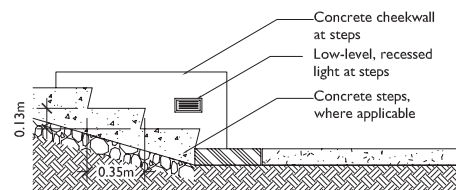
LED strip light set into length of pole  
Directional signage bracket option



**LOW LEVEL LIGHTING AT CURB:** Along stone curb, Edge type 1, or bull rail edge, Edge Type 4.

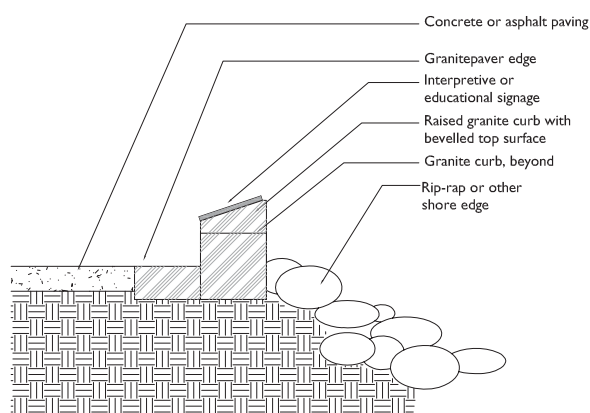


**STEPLIGHT AT CHEEKWALL:** Recessed light in concrete retaining wall

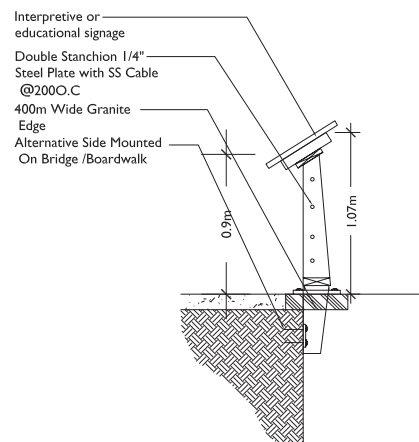


**STEPLIGHT AT CHEEKWALL:** Recessed step light in concrete stair sidewall

## INTERPRETIVE / EDUCATIONAL SIGNAGE



**LOW LEVEL SIGNAGE AT CURB EDGE:** Stainless steel plaque set into top of granite curbstone on water side.



**MID. LEVEL SIGNAGE AT RAIL:** Stainless steel plaque set into top of metal guard with timber rail.

# • DESIGN VOCABULARY • LIGHTING AND SIGNAGE

VICTORIA HARBOUR PATHWAY • CITY OF VICTORIA



Hotson Bakker Boniface Haden  
Urban Forum Associates  
Phillips Farevaag Smallemberg  
Landeca Services Inc.  
Pottinger Gaherty Environmental Consultants  
Coriolis Consulting Corp.  
Beacon Construction Consultants

