

Crystal Pool and Wellness Centre Replacement Project

Wednesday, April 04, 2018

784

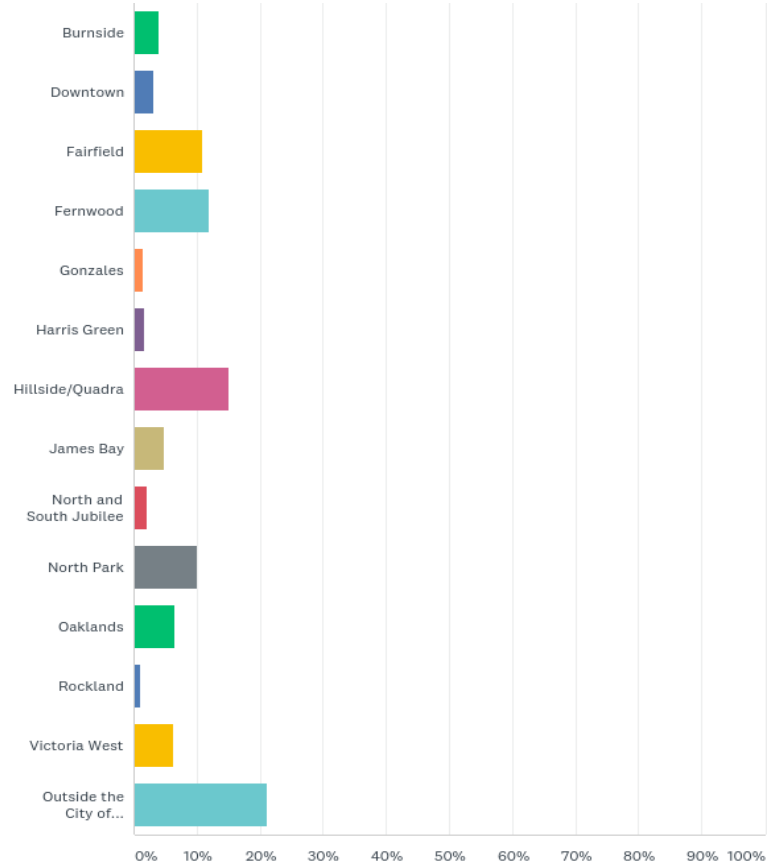
Total Responses

Date Created: Monday, February 19, 2018

Complete Responses: 645

Q1: In which neighbourhood do you live?

Answered: 774 Skipped: 10



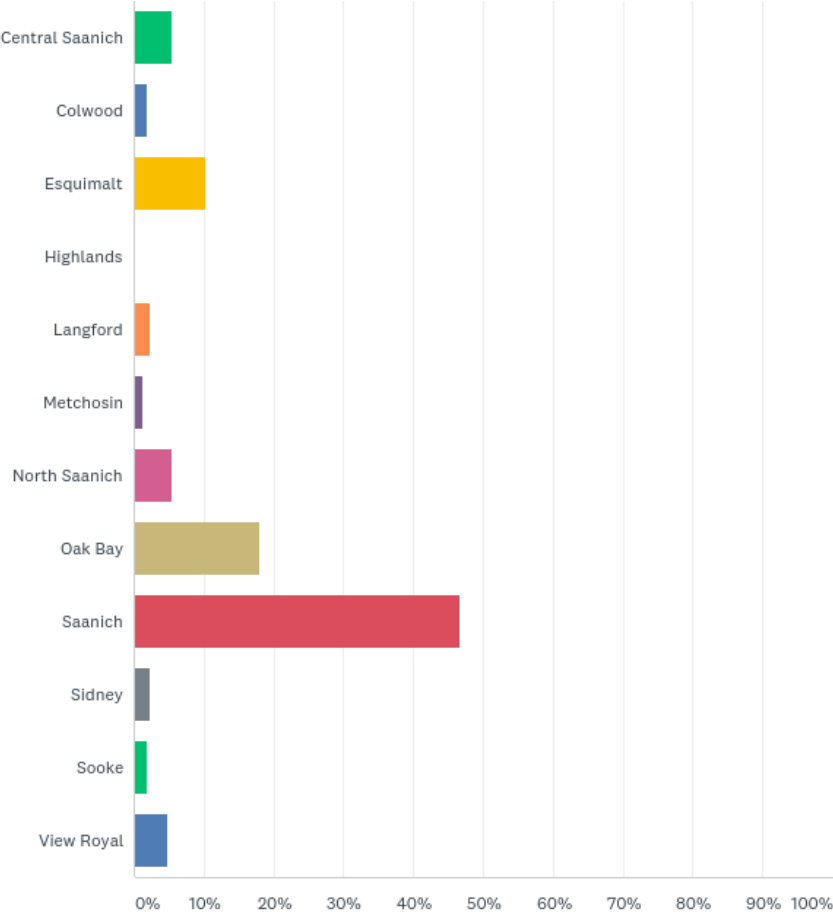
Q1: In which neighbourhood do you live?

Answered: 774 Skipped: 10

ANSWER CHOICES	RESPONSES	
Burnside	4.01%	31
Downtown	3.23%	25
Fairfield	10.85%	84
Fernwood	12.02%	93
Gonzales	1.42%	11
Harris Green	1.68%	13
Hillside/Quadra	14.99%	116
James Bay	4.91%	38
North and South Jubilee	2.20%	17
North Park	9.95%	77
Oaklands	6.46%	50
Rockland	1.03%	8
Victoria West	6.20%	48
Outside the City of Victoria	21.06%	163
TOTAL		774

Q2: If you answered "Outside the City of Victoria", please indicate if you live in one of the following municipalities.

Answered: 167 Skipped: 617



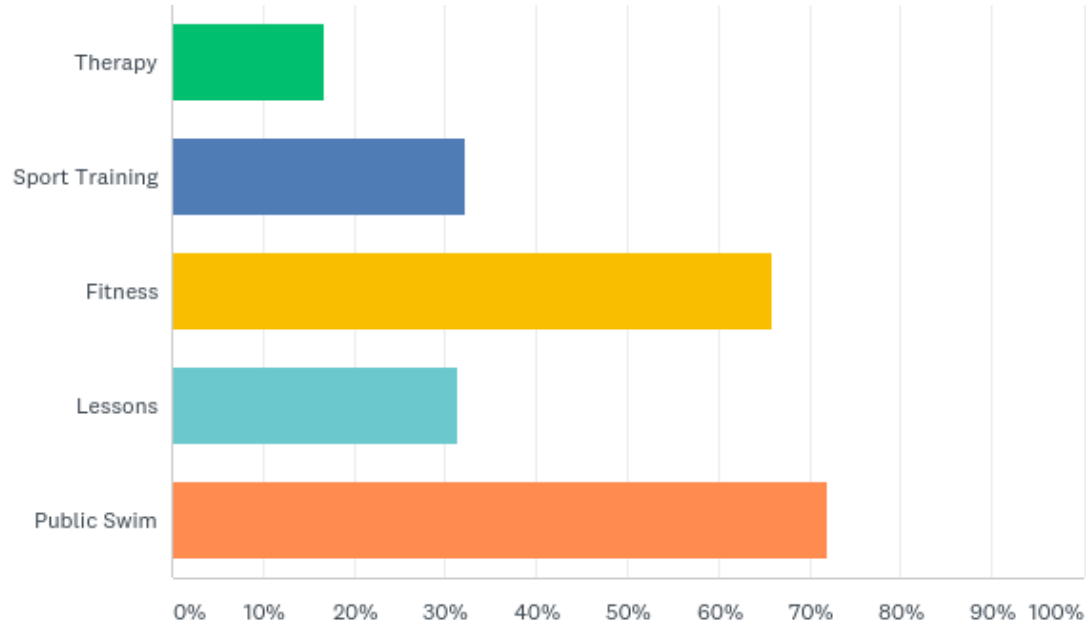
Q2: If you answered "Outside the City of Victoria", please indicate if you live in one of the following municipalities.

Answered: 167 Skipped: 617

ANSWER CHOICES	RESPONSES	
Central Saanich	5.39%	9
Colwood	1.80%	3
Esquimalt	10.18%	17
Highlands	0.00%	0
Langford	2.40%	4
Metchosin	1.20%	2
North Saanich	5.39%	9
Oak Bay	17.96%	30
Saanich	46.71%	78
Sidney	2.40%	4
Sooke	1.80%	3
View Royal	4.79%	8
TOTAL		167

Q3: Which aquatic activities would you and your family use the most? Select all options that apply.

Answered: 690 Skipped: 94



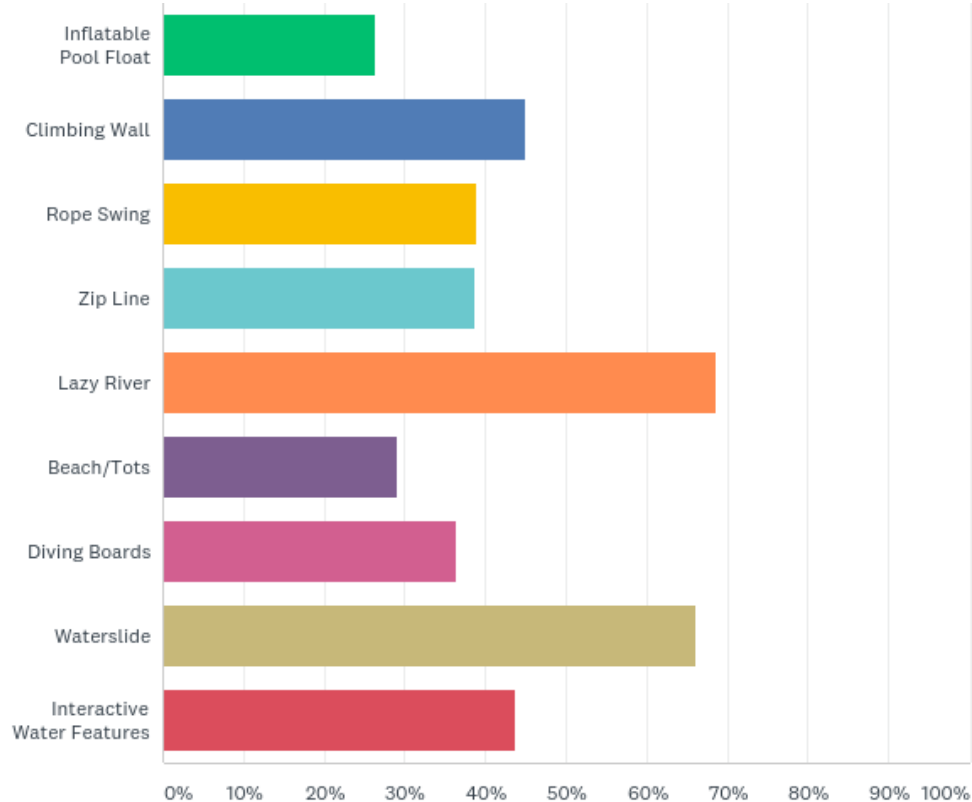
Q3: Which aquatic activities would you and your family use the most? Select all options that apply.

Answered: 690 Skipped: 94

ANSWER CHOICES	RESPONSES	
Therapy	16.67%	115
Sport Training	32.32%	223
Fitness	65.80%	454
Lessons	31.45%	217
Public Swim	72.03%	497
Total Respondents: 690		

Q4: Which leisure features would you and your family use the most? Select all options that apply.

Answered: 559 Skipped: 22^F



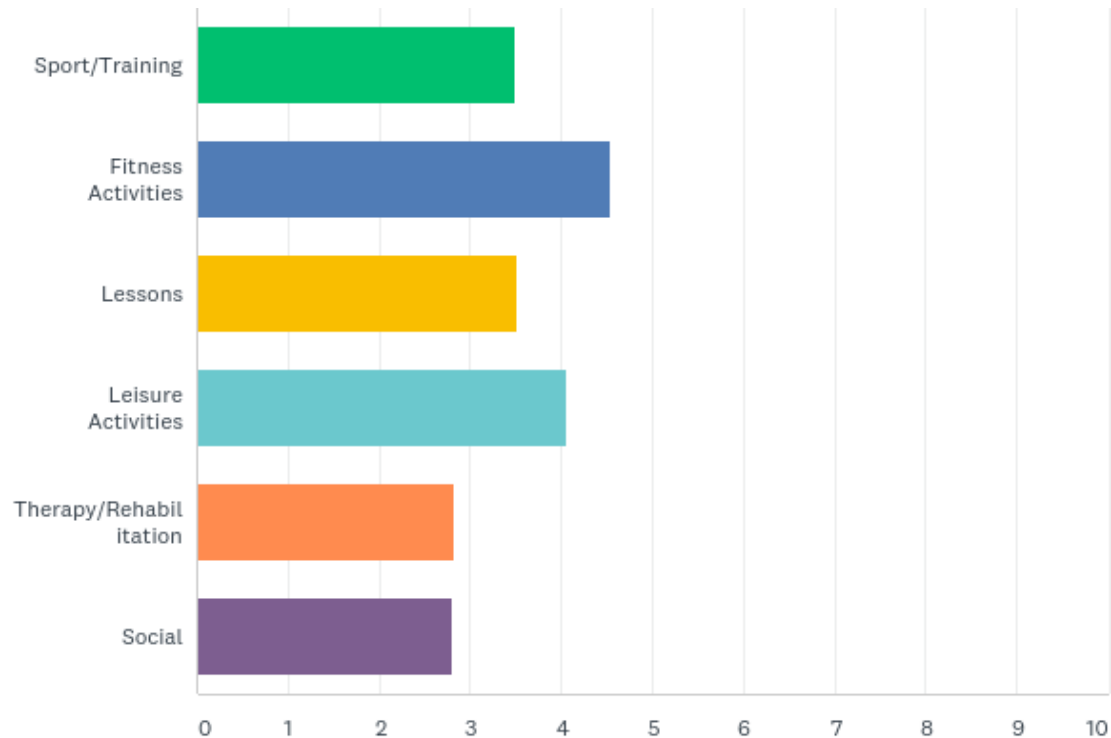
Q4: Which leisure features would you and your family use the most? Select all options that apply.

Answered: 559 Skipped: 225

ANSWER CHOICES	RESPONSES	
Inflatable Pool Float	26.30%	147
Climbing Wall	44.90%	251
Rope Swing	39.00%	218
Zip Line	38.64%	216
Lazy River	68.52%	383
Beach/Tots	29.16%	163
Diving Boards	36.49%	204
Waterslide	66.19%	370
Interactive Water Features	43.83%	245
Total Respondents: 559		

Q5: Rank the following aquatic priorities (the highest priority being 1 and the lowest 6).

Answered: 677 Skipped: 107



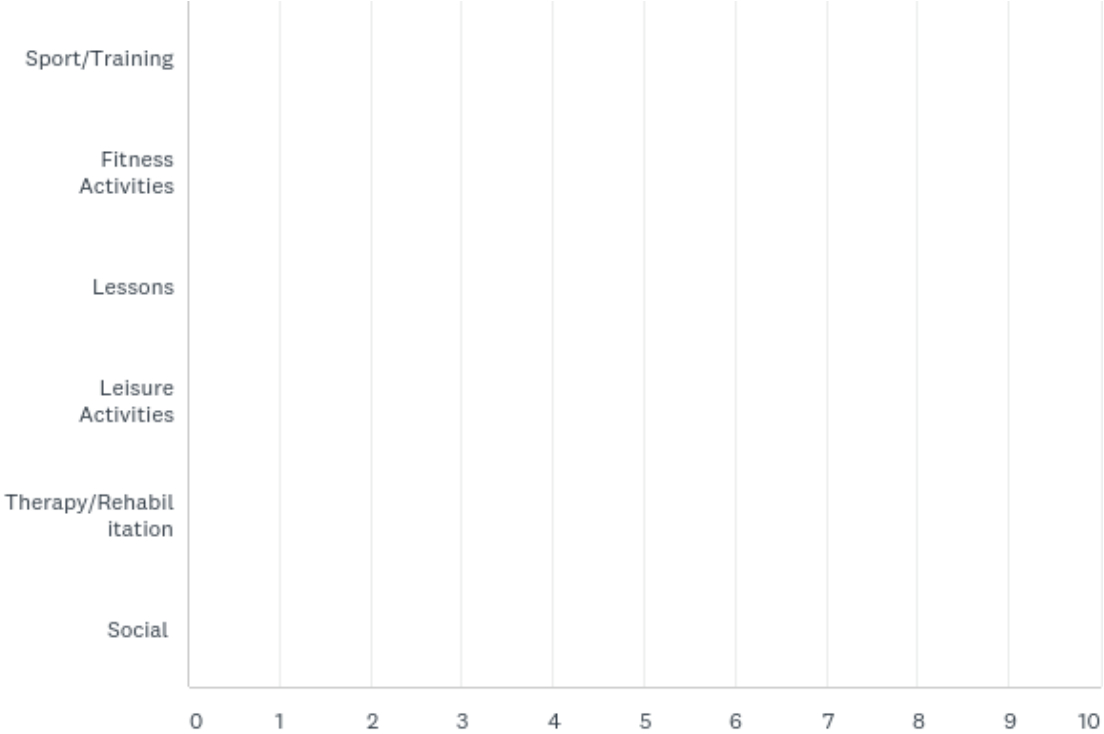
Q5: Rank the following aquatic priorities (the highest priority being 1 and the lowest 6).

Answered: 677 Skipped: 107

	1	2	3	4	5	6	TOTAL	SCORE
Sport/Training	26.36% 165	11.98% 75	8.63% 54	12.62% 79	17.89% 112	22.52% 141	626	3.49
Fitness Activities	30.02% 196	29.71% 194	19.45% 127	9.95% 65	7.20% 47	3.68% 24	653	4.54
Lessons	10.61% 66	18.49% 115	24.12% 150	19.45% 121	13.34% 83	13.99% 87	622	3.52
Leisure Activities	24.25% 154	19.84% 126	18.43% 117	18.43% 117	12.60% 80	6.46% 41	635	4.05
Therapy/Rehabilitation	6.27% 40	10.03% 64	14.73% 94	21.00% 134	24.92% 159	23.04% 147	638	2.83
Social	6.90% 44	10.66% 68	15.67% 100	17.40% 111	21.79% 139	27.59% 176	638	2.81

Q6: Rank the value of each aquatic priority from 1 (lowest) to 5 (highest).

Answered: 662 Skipped: 122



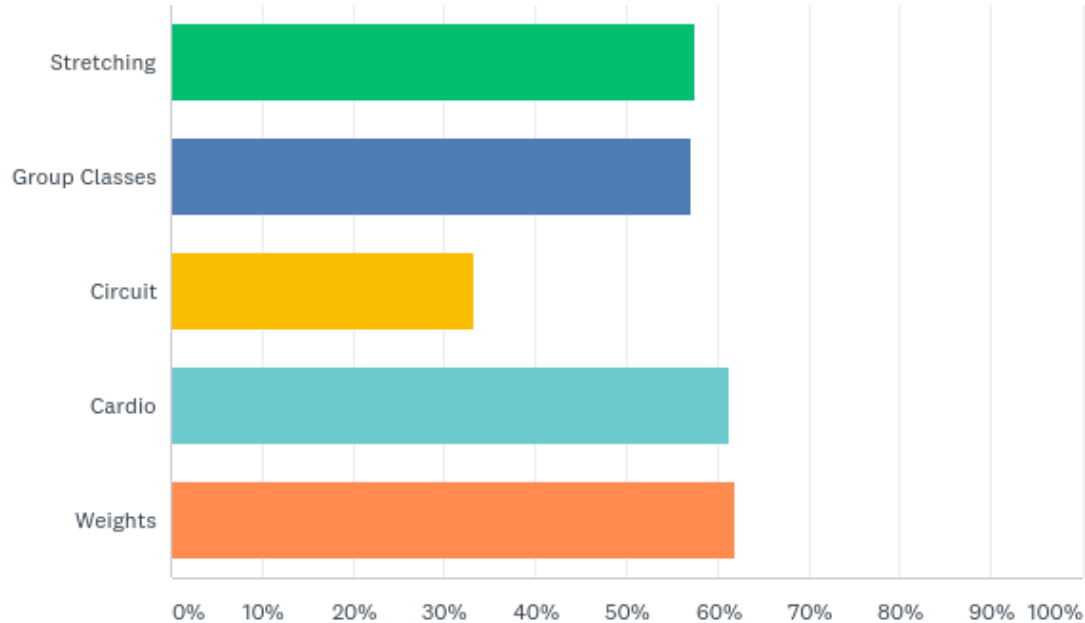
Q6: Rank the value of each aquatic priority from 1 (lowest) to 5 (highest).

Answered: 662 Skipped: 122

	1	2	3	4	5	TOTAL	WEIGHTED AVERAGE
Sport/Training	20.38% 129	15.32% 97	16.59% 105	13.59% 86	34.12% 216	633	0.00
Fitness Activities	14.85% 97	10.72% 70	12.10% 79	22.51% 147	39.82% 260	653	0.00
Lessons	16.40% 102	13.67% 85	22.03% 137	22.03% 137	25.88% 161	622	0.00
Leisure Activities	11.41% 72	15.21% 96	21.55% 136	20.92% 132	30.90% 195	631	0.00
Therapy/Rehabilitation	13.83% 86	17.68% 110	30.06% 187	20.58% 128	17.85% 111	622	0.00
Social	16.16% 101	17.44% 109	24.00% 150	18.24% 114	24.16% 151	625	0.00

Q7: What equipment and activities in the expanded and improved fitness facility would you use the most? Select all options that apply.

Answered: 645 Skipped: 139



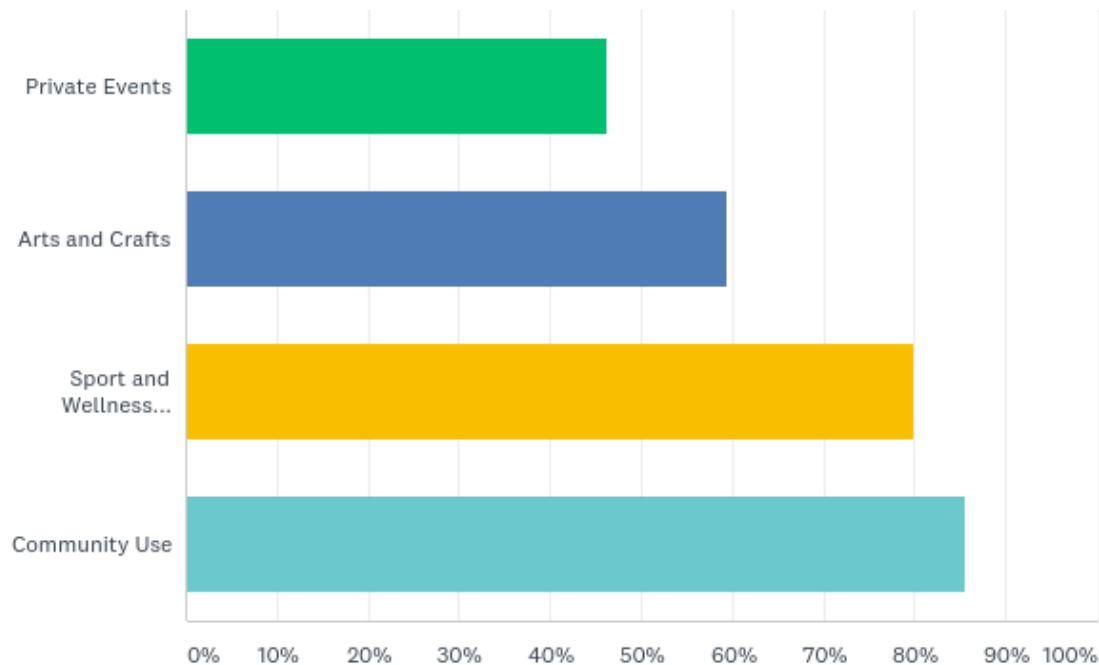
Q7: What equipment and activities in the expanded and improved fitness facility would you use the most? Select all options that apply.

Answered: 645 Skipped: 139

ANSWER CHOICES	RESPONSES	
Stretching	57.52%	371
Group Classes	57.21%	369
Circuit	33.18%	214
Cardio	61.24%	395
Weights	62.02%	400
Total Respondents: 645		

Q8: What types of activities would you like to see in the multi-purpose rooms? Select all options that apply.

Answered: 658 Skipped: 126



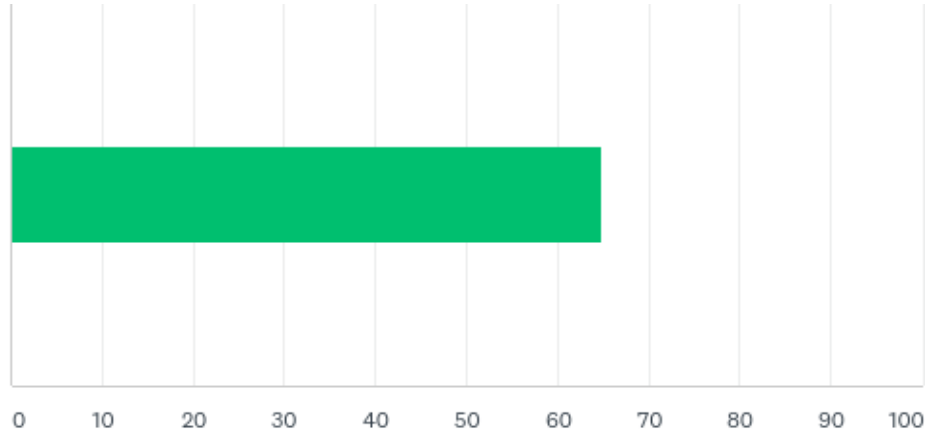
Q8: What types of activities would you like to see in the multi-purpose rooms? Select all options that apply.

Answered: 658 Skipped: 126

ANSWER CHOICES	RESPONSES	
Private Events	46.20%	304
Arts and Crafts	59.42%	391
Sport and Wellness Programs	79.94%	526
Community Use	85.56%	563
Total Respondents: 658		

Q9: Do you agree that the proposed facility meets the needs of you and your community?

Answered: 645 Skipped: 139



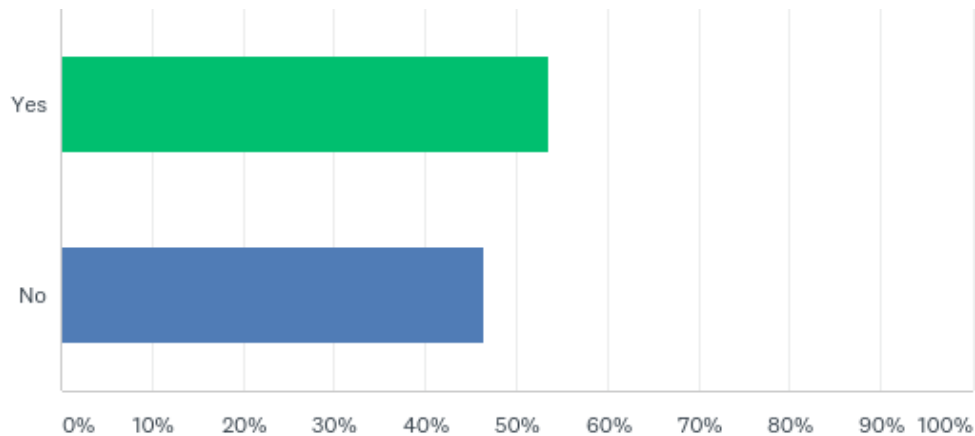
Q9: Do you agree that the proposed facility meets the needs of you and your community?

Answered: 645 Skipped: 139

ANSWER CHOICES	AVERAGE NUMBER	TOTAL NUMBER	RESPONSES
	65	41,787	645
Total Respondents: 645			

Q11: Have you participated in the public engagement process over the last two years?

Answered: 643 Skipped: 141



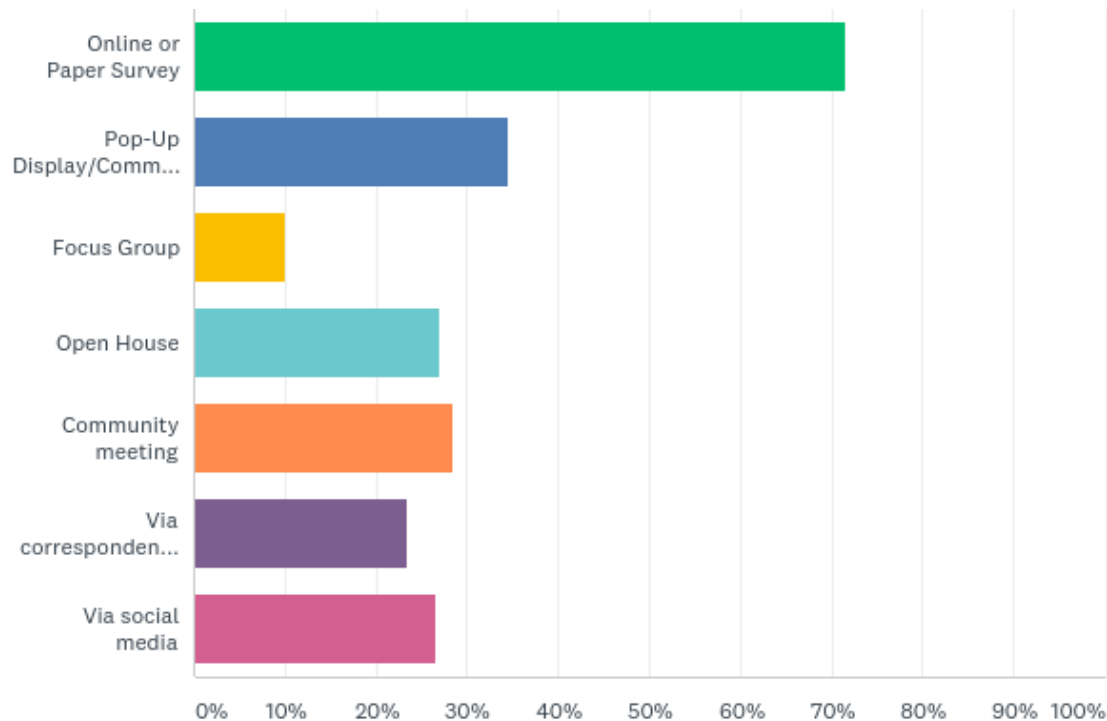
Q11: Have you participated in the public engagement process over the last two years?

Answered: 643 Skipped: 141

ANSWER CHOICES	RESPONSES	
Yes	53.65%	345
No	46.35%	298
TOTAL		643

Q12: If you answered yes to the previous question, please indicate all the ways you participated.

Answered: 345 Skipped: 439



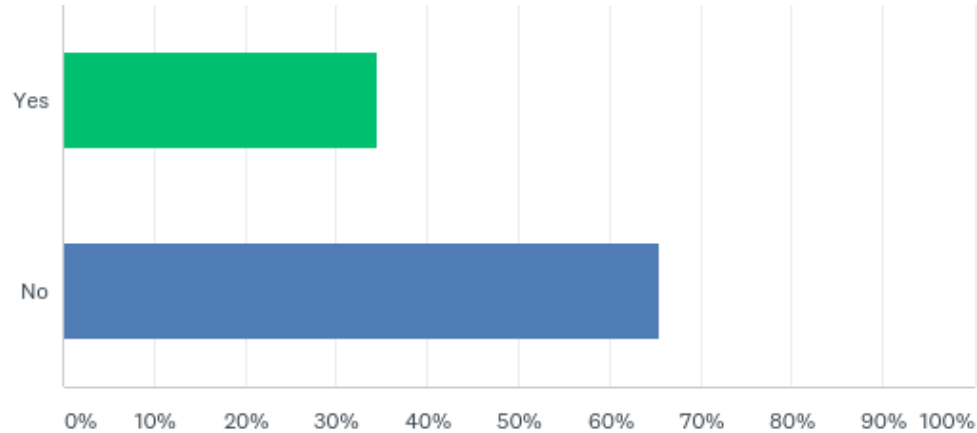
Q12: If you answered yes to the previous question, please indicate all the ways you participated.

Answered: 345 Skipped: 439

ANSWER CHOICES	RESPONSES	
Online or Paper Survey	71.59%	247
Pop-Up Display/Community Event	34.49%	119
Focus Group	10.14%	35
Open House	26.96%	93
Community meeting	28.41%	98
Via correspondence to the City of Victoria	23.48%	81
Via social media	26.67%	92
Total Respondents: 345		

Q13: Are you a member of a club or group that uses the facility?

Answered: 639 Skipped: 145



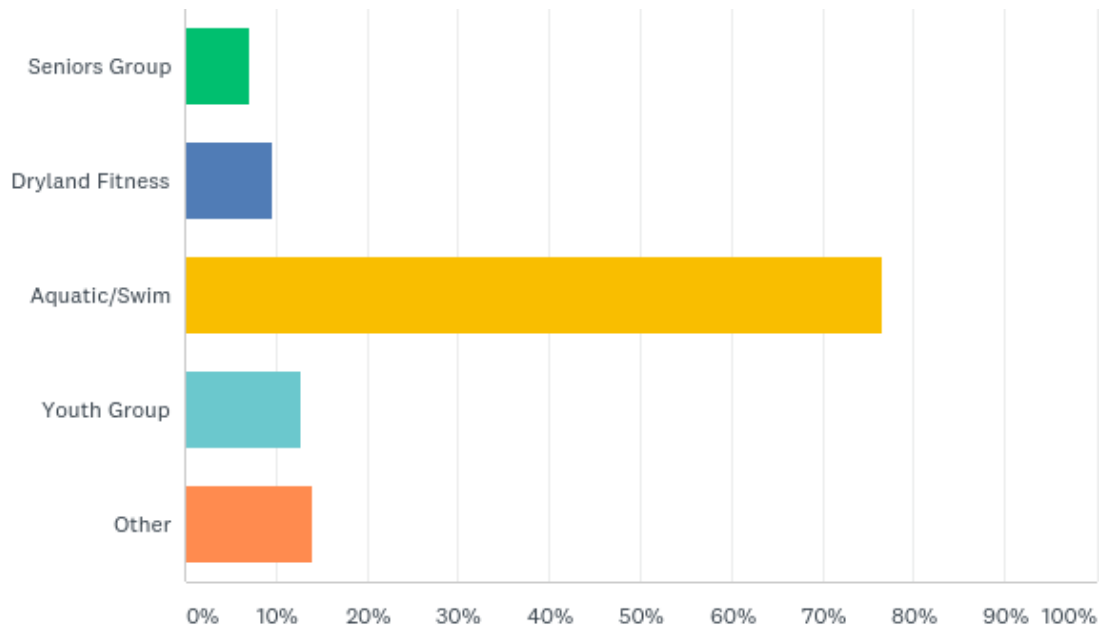
Q13: Are you a member of a club or group that uses the facility?

Answered: 639 Skipped: 145

ANSWER CHOICES	RESPONSES	
Yes	34.59%	221
No	65.41%	418
TOTAL		639

Q14: If you answered yes to the previous question, please tell us which type of group.

Answered: 227 Skipped: 557



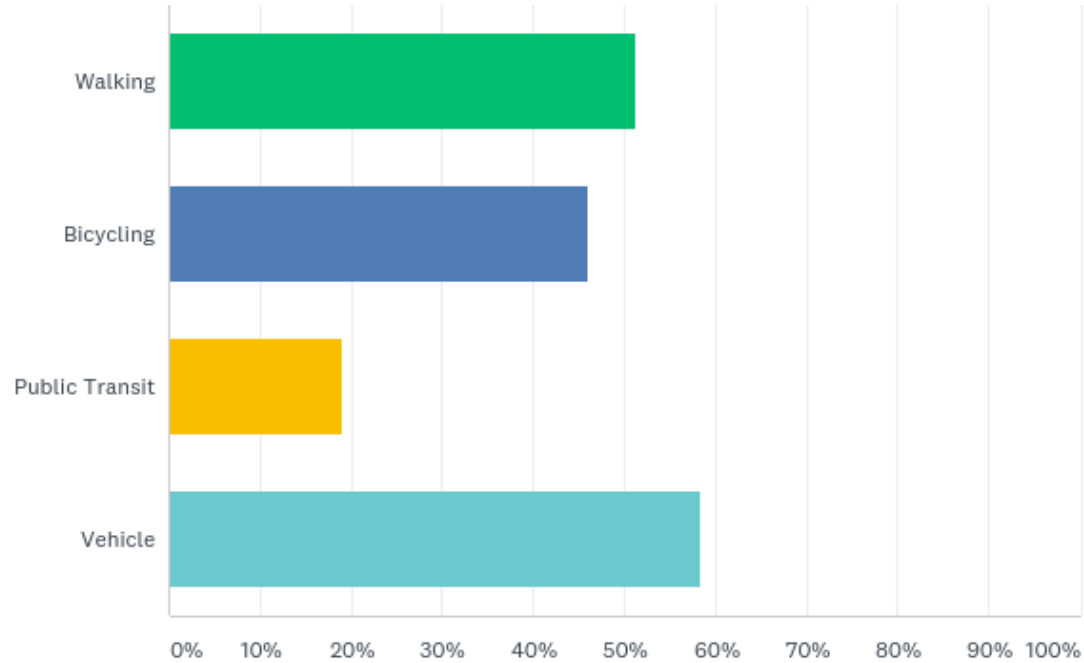
Q14: If you answered yes to the previous question, please tell us which type of group.

Answered: 227 Skipped: 557

ANSWER CHOICES	RESPONSES	
Seniors Group	7.05%	16
Dryland Fitness	9.69%	22
Aquatic/Swim	76.65%	174
Youth Group	12.78%	29
Other	14.10%	32
Total Respondents: 227		

Q15: In the future, how will you travel to get to the new facility?

Answered: 638 Skipped: 146



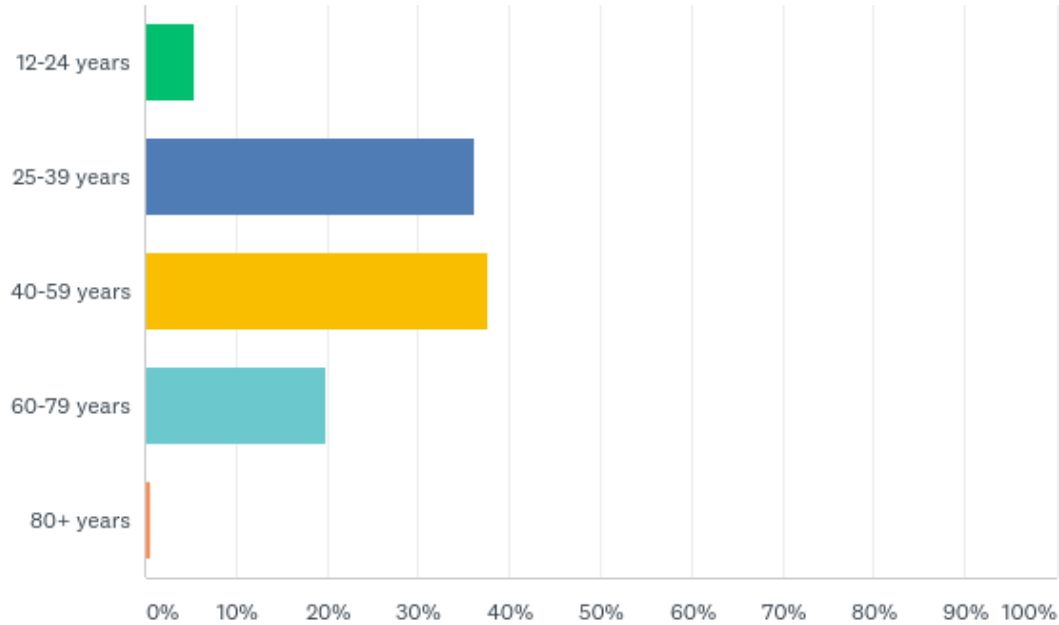
Q15: In the future, how will you travel to get to the new facility?

Answered: 638 Skipped: 146

ANSWER CHOICES	RESPONSES	
Walking	51.25%	327
Bicycling	45.92%	293
Public Transit	19.12%	122
Vehicle	58.31%	372
Total Respondents: 638		

Q16: What is your age range?

Answered: 641 Skipped: 143



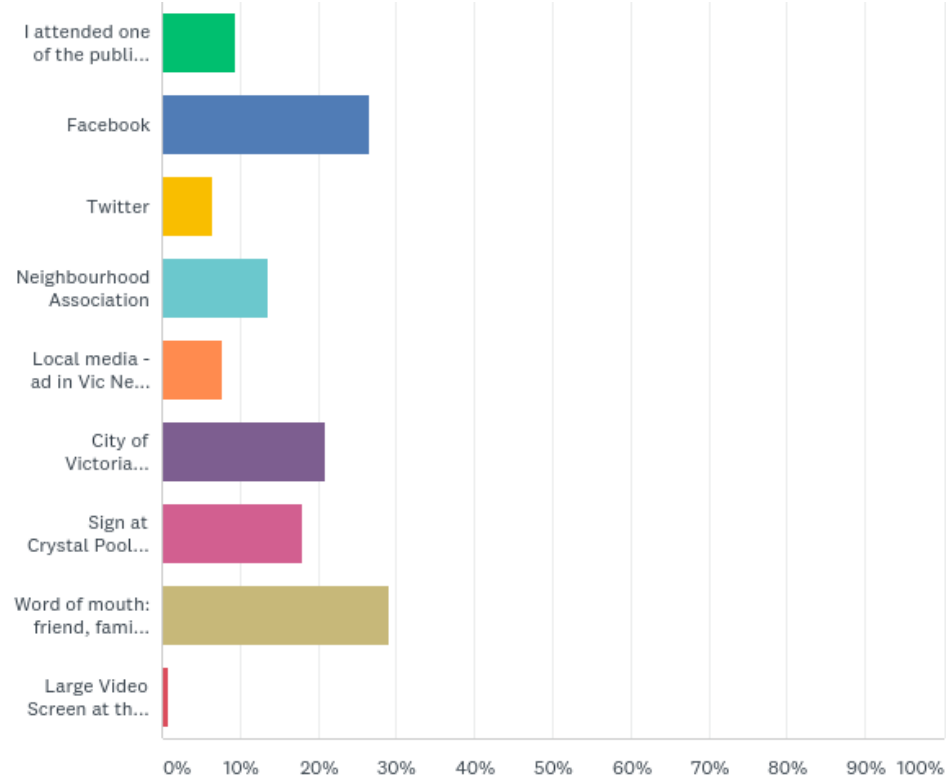
Q16: What is your age range?

Answered: 641 Skipped: 143

ANSWER CHOICES	RESPONSES	
12-24 years	5.46%	35
25-39 years	36.19%	232
40-59 years	37.75%	242
60-79 years	19.97%	128
80+ years	0.62%	4
TOTAL		641

Q17: How did you hear about this survey?

Answered: 638 Skipped: 146



Q17: How did you hear about this survey?

Answered: 638 Skipped: 146

ANSWER CHOICES	RESPONSES	
I attended one of the public sessions at Crystal Garden on February 27, 2018.	9.40%	60
Facebook	26.65%	170
Twitter	6.43%	41
Neighbourhood Association	13.64%	87
Local media - ad in Vic News or the Times Colonist	7.68%	49
City of Victoria website	21.00%	134
Sign at Crystal Pool and Fitness Centre	18.03%	115
Word of mouth: friend, family member, neighbour	29.15%	186
Large Video Screen at the Save On Foods Memorial Centre	0.78%	5
Total Respondents: 638		