

Zoning Bylaw No. 80-159
Schedule C:
Off-Street Parking Regulations

1. Parking Requirements

1.1 Application of Requirements

1. The minimum number of parking spaces required for each use must be calculated to the nearest whole number.
2. Where a building contains more than one use, the total number of parking spaces required shall be the sum of the number of parking spaces required for each use, or type of use, calculated separately.

Example: Calculating Vehicle Parking Requirements

Type of Building or Use	Units / Floor Area	Parking Required	Visitor Parking Required	Total Parking Required
Multi-Residential, Condominium	8 units between 45-70m ² in the Core Area	8 x 0.8 = 6.4	14 x 0.1 = 1.4 (1.4 → 1)	14 + 1 = 15
	6 units greater than 70m ² in the Core Area	6 x 1.2 = 7.2		
		6.4 + 7.2 = 13.6 (13.6 → 14)		
Restaurant	155m ²	3.88 (3.88 → 4)	N/A	4
Office, Health Care	678m ²	13.6 (13.6 → 14)	N/A	14

Total Vehicular Parking Spaces Required

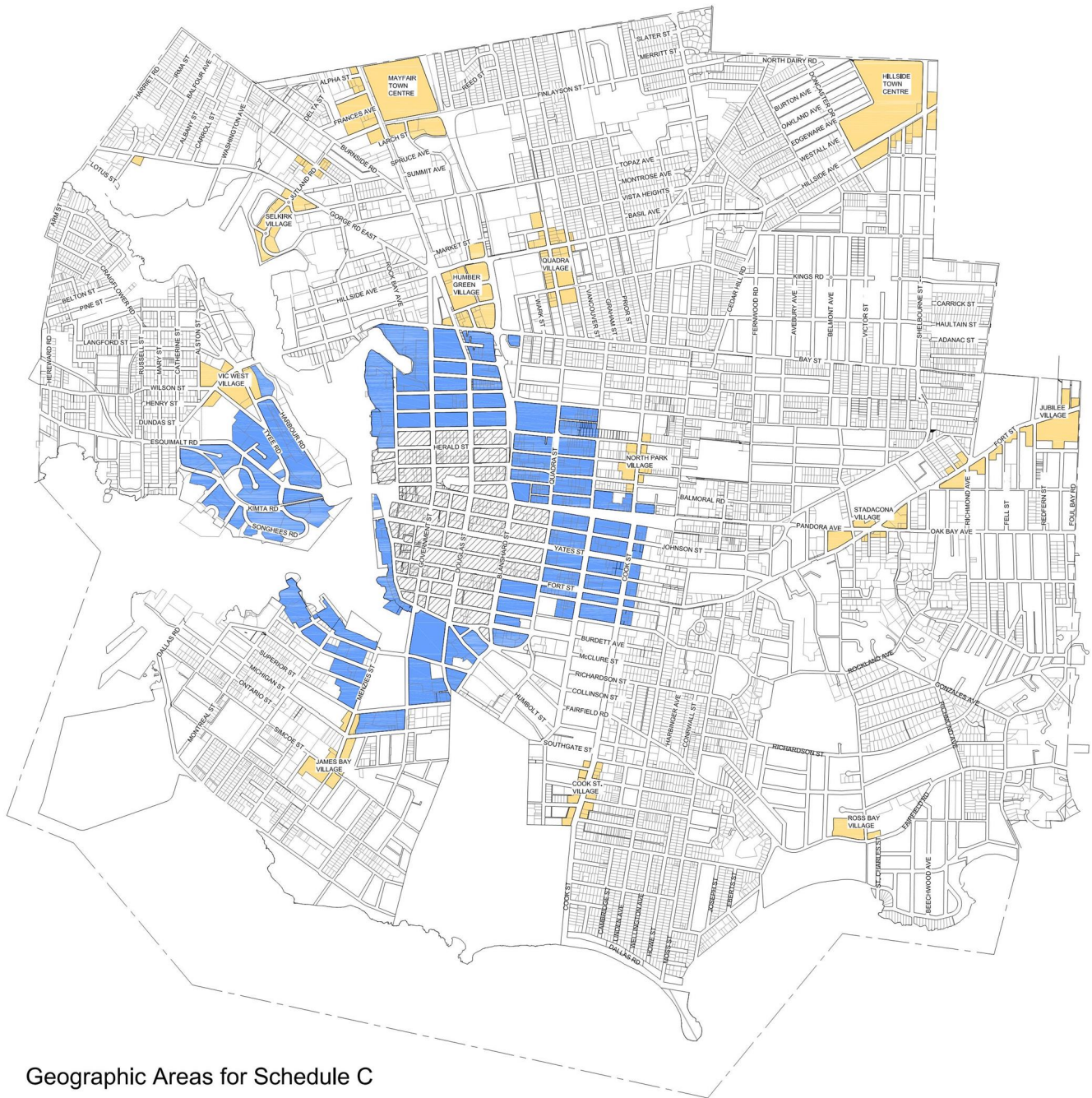
33

3. If a use is not specifically listed in Table 1 or Table 2 of this Schedule, the number of parking spaces required shall be calculated on the basis of a use or class of use that is most similar to the actual use, based on parking demand characteristics.
4. Unless otherwise stated, all references to “floor area” in this Schedule shall be calculated as gross floor area.
5. For the purpose of calculating parking requirements under this Bylaw, in addition to all internal floor areas, all outside seating and serving areas located on a lot and associated with a Restaurant or a Drinking Establishment use shall be counted as floor area.
6. For the purposes of calculating parking requirements, the City is divided into “Core Area”, “Village / Centre”, and “Other Area”, as shown in Figure 1 of this Schedule and more specifically detailed in Appendix 1.

7. Where a variance has been granted to reduce the required number of off-street parking spaces, the number of parking spaces required by section 1.2 of this Schedule shall be used to calculate the required number of accessible parking spaces or van accessible parking spaces.

Amended Sept 19, 2022
Bylaw 22-024

Figure 1: Off-Street Parking Sub-Areas



Geographic Areas for Schedule C

- Core Area
- Village/Centre
- Other Areas
- See Zoning Bylaw 2017

1.2 Required Vehicle and Bicycle Parking Spaces

1. The owner or occupier of any land or any building or other structure, for each use present on the land or in the building or other structure, must provide off-street vehicle parking spaces in accordance with Table 1.

Table 1: Minimum Number of Required Vehicle Parking Spaces

Use or Class of Use	Minimum Parking Spaces	Minimum Visitor Parking Spaces
Residential		
<u>Single Family Dwelling</u>	1.0 space per <u>dwelling unit</u>	n/a
<u>Two Family Dwelling</u>	1.0 space per <u>dwelling unit</u>	n/a
<u>Semi-attached Dwelling</u>	1.0 space per <u>dwelling unit</u>	n/a
<u>Attached Dwelling</u>	1.0 space per <u>dwelling unit</u>	0.1 spaces per <u>dwelling unit</u>
<u>Secondary Suite or Garden Suite</u>	n/a unless two <u>Secondary Suites</u> , two <u>Garden Suites</u> , or a <u>Secondary Suite</u> and a <u>Garden Suite</u> , are located on the same <u>lot</u> in which case 1.0 space shall be provided in addition to the number of spaces required for the <u>Single Family Dwelling</u> , <u>Two Family Dwelling</u> or <u>Semi-attached Dwelling</u>	n/a
Assisted Living Facility (<u>dwelling unit</u> or residential unit within housing for elderly or people with disabilities that provides nursing care, housekeeping and prepared meals as needed and includes <u>Nursing Homes</u>)	0.35 spaces per <u>dwelling unit</u> or residential unit	0.1 spaces per <u>dwelling unit</u> or residential unit
<u>Two Family Dwelling or Multiple Dwelling - House Conversion</u> (<u>Building</u> converted to <u>two family dwelling</u> or <u>multiple dwelling</u> as a <u>house conversion</u> in accordance with Schedule "G")	n/a	n/a

Amended Oct 22 2020
Bylaw 20-077

Use or Class of Use	Minimum Number of Parking Spaces			Minimum Number of Visitor Parking spaces
	Core Area	Village / Centre	Other Area	
Multiple Dwelling				
Condominium (dwelling unit in a building regulated by the <i>Strata Property Act</i>)	0.65 spaces per dwelling unit that is less than 45m ²	0.70 spaces per dwelling unit that is less than 45m ²	0.85 spaces per dwelling unit that is less than 45m ²	0.1 spaces per dwelling unit
	0.80 spaces per dwelling unit that is 45m ² or more, but equal to or less than 70m ²	0.85 spaces per dwelling unit that is 45m ² or more, but equal to or less than 70m ²	1.00 space per dwelling unit that is 45m ² or more, but equal to or less than 70m ²	
	1.20 spaces per dwelling unit that is more than 70m ²	1.30 spaces per dwelling unit that is more than 70m ²	1.45 spaces per dwelling unit that is more than 70m ²	
Apartment (dwelling unit secured as rental in perpetuity through a legal agreement)	0.50 spaces per dwelling unit that is less than 45m ²	0.60 spaces per dwelling unit that is less than 45m ²	0.75 spaces per dwelling unit that is less than 45m ²	0.1 spaces per dwelling unit
	0.60 spaces per dwelling unit that is 45m ² or more, but equal to or less than 70m ²	0.70 spaces per dwelling unit that is 45m ² or more, but equal to or less than 70m ²	0.90 spaces per dwelling unit that is 45m ² or more, but equal to or less than 70m ²	
	1.00 space per dwelling unit that is more than 70m ²	1.10 spaces per dwelling unit that is more than 70m ²	1.30 spaces per dwelling unit that is more than 70m ²	
Affordable (affordable dwelling units secured in perpetuity through a legal agreement)	0.20 per dwelling unit that is less than 45m ²			0.1 spaces per dwelling unit
	0.50 spaces per dwelling unit that is 45m ² or more, but equal to or less than 70m ²			
	0.75 spaces per dwelling unit that is more than 70m ²			

Use or Class of Use	Minimum Number of Parking Spaces			
	Core Area	Village / Centre	Other Area	
All other <u>multiple dwellings</u>	0.65 spaces per <u>dwelling unit</u> that is less than 45m ²	0.70 spaces per <u>dwelling unit</u> that is less than 45m ²	0.85 spaces per <u>dwelling unit</u> that is less than 45m ²	0.1 spaces per <u>dwelling unit</u>
	0.80 spaces per <u>dwelling unit</u> that is 45m ² or more, but equal to or less than 70m ²	0.85 spaces per <u>dwelling unit</u> that is 45m ² or more, but equal to or less than 70m ²	1.00 space per <u>dwelling unit</u> that is 45m ² or more, but equal to or less than 70m ²	
	1.20 spaces per <u>dwelling unit</u> that is more than 70m ²	1.30 spaces per <u>dwelling unit</u> that is more than 70m ²	1.45 spaces per <u>dwelling unit</u> that is more than 70m ²	
Commercial	Core Area	Village / Centre	Other Area	
Office	1 space per 70m ² floor area	1 space per 55m ² floor area	1 space per 50m ² floor area	
Medical Office (includes dental offices, surgeries and similar uses)	1 space per 50m ² floor area	1 space per 40m ² floor area	1 space per 37.5m ² floor area	
Personal Services (includes hairdressers, dry cleaners, repair of personal goods, travel agents and other similar uses)	1 space per 50m ² floor area	1 space per 40m ² floor area	1 space per 37.5m ² floor area	
<u>Financial Service</u>	1 space per 50m ² floor area	1 space per 40m ² floor area	1 space per 37.5m ² floor area	
<u>Restaurant</u>	1 space per 40m ² floor area	1 space per 25m ² floor area	1 space per 20m ² floor area	
Drinking Establishment (a <u>building</u> or area including a nightclub, bar or pub that is licensed through the <i>Liquor Control and Licensing Act</i> for the sale and consumption of Liquor on the premises and where entertainment may be provided in the form of recorded music, live performances or a dance floor)	n/a	1 space per 70m ² floor area	1 space per 60m ² floor area	

Use or Class of Use		Minimum Number of Parking Spaces		
Commercial		Core Area	Village / Centre	Other Area
Retail		1 space per 80m ² floor area	1 space per 50m ² floor area	1 space per 37.5m ² floor area
Grocery Store	800m ² or less	1 space per 80m ² floor area	1 space per 50m ² floor area	1 space per 37.5m ² floor area
	> 800m ²	1 space per 50m ² floor area	1 space per 40m ² floor area	1 space per 20m ² floor area
<u>Transient Accommodation</u>		0.25 spaces per room	0.50 spaces per room	
Institutional		Core Area	Village / Centre	Other Area
<u>Hospital</u>		1 space per 80m ² floor area		
Elementary / Middle School		1 space per 150m ² floor area		
Secondary School		1 space per 75m ² floor area		
University / College (as defined under British Columbia legislation, and regulated as such under said legislation)		1 space per 80m ² floor area		
Arts and Culture (includes museums, art galleries, theatres and other similar uses, but does not include cinemas)		1 space per 80m ² floor area		1 space per 40m ² floor area
Place of Worship		n/a	1 space per 80m ² floor area	1 space per 40m ² floor area
Assembly (includes convention facilities, cinemas, training facilities and other similar uses)		1 space per 30m ² floor area	1 space per 20m ² floor area	
Health and Fitness (commercial recreational facilities, gymnasiums and other similar uses)		1 space per 30m ² floor area	1 space per 20m ² floor area	
Care Facility (day use facilities, and includes preschool, day care, residential care facilities and similar uses)		1 space per 100m ² floor area	1 space per 80m ² floor area	

Use or Class of Use	Minimum Number of Parking Spaces		
	Core Area	Village / Centre	Other Area
Transitional Housing and Emergency Shelters (a staffed facility, open year round, that provides temporary accommodation for persons who are homeless or at risk of homelessness, and may include food and support services)	1 space per 80m ² floor area		
Industrial			
Industrial	1 space per 140m ² floor area		
Warehouse	1 space per 100m ² floor area		

2. The owner or occupier of any land or any building or other structure, for each use present on the land or in the building or other structure, must provide off-street bicycle parking spaces in accordance with Table 2.

Table 2: Minimum Number of Required Bicycle Parking Spaces

Use or Class of Use	Minimum Number of Long Term Bicycle Parking Spaces	Minimum Number of Short Term Bicycle Parking Spaces
Residential		
<u>Single Family Dwelling</u> , <u>Two Family Dwelling</u> , <u>Semi-attached Dwelling</u> , <u>Secondary Suite</u> , <u>Garden Suite</u>	n/a	n/a
<u>Two Family Dwelling or Multiple Dwelling - House Conversion</u> (Building converted to <u>two family dwelling</u> or <u>multiple dwelling</u> as a <u>house conversion</u> in accordance with Schedule "G")	1 per <u>dwelling unit</u> , except where the <u>dwelling unit</u> has access to a private garage	n/a
<u>Attached Dwelling</u>	1 per <u>dwelling unit</u> , except where the <u>dwelling unit</u> has access to a private garage	The greater of 6 spaces per <u>building</u> or 0.1 spaces per <u>dwelling unit</u>
<u>Multiple Dwelling</u>	1 space per <u>dwelling unit</u> that is less than 45m ²	1.25 spaces per <u>dwelling unit</u> that is 45m ² or more

Amended Oct 22 2020
Bylaw 20-077

Use or Class of Use	Minimum Number of Long Term Bicycle Parking Spaces	Minimum Number of Short Term Bicycle Parking Spaces
Residential		
Assisted Living Facility (<u>dwelling unit</u> or residential unit within housing for elderly or people with disabilities that provides nursing care, housekeeping and prepared meals as needed and includes <u>Nursing Homes</u>)	1 space per 20 <u>dwelling units</u> or residential units	1 space per 50 <u>dwelling units</u> or residential units
Commercial		
Office	1 space per 150m ² floor area, or part thereof	1 space per 400m ² floor area, or part thereof
Medical Office (includes dental office, surgeries and similar uses)	1 space per 200m ² floor area, or part thereof	1 space per 300m ² floor area, or part thereof
Personal Services (includes hairdressers, dry cleaners, repair of personal goods, travel agents and other similar uses)	1 space per 200m ² floor area, or part thereof	1 space per 200m ² floor area, or part thereof
<u>Financial Service</u>	1 space per 200m ² floor area, or part thereof	1 space per 200m ² floor area, or part thereof
<u>Restaurant</u>	1 space per 400m ² floor area, or part thereof	1 space per 100m ² floor area, or part thereof
Drinking Establishment (a <u>building</u> or area including a nightclub, bar or pub that is licensed through the <i>Liquor Control and Licensing Act</i> for the sale and consumption of Liquor on the premises and where entertainment may be provided in the form of recorded music, live performances or a dance floor)	1 space per 400m ² floor area, or part thereof	1 space per 100m ² floor area, or part thereof
Retail	1 space per 200m ² floor area, or part thereof	1 space per 200m ² floor area, or part thereof
Grocery Store	1 space per 200m ² floor area, or part thereof	1 space per 200m ² floor area, or part thereof
<u>Transient Accommodation</u>	1 space per 25 rooms, or part thereof	1 space per 40 rooms, or part thereof

Use or Class of Use	Minimum Number of Long Term Bicycle Parking Spaces	Minimum Number of Short Term Bicycle Parking Spaces
Institutional		
<u>Hospital</u>	1 space per 500m ² floor area, or part thereof	6 spaces per public <u>building</u> entrance
Elementary / Middle School	1 space per 1,600m ² floor area, or part thereof	1 space per 160m ² floor area, or part thereof
Secondary School	1 space per 1,600m ² floor area, or part thereof	1 space per 125m ² floor area, or part thereof
University / College (as defined under British Columbia legislation, and regulated as such under said legislation)	1 space per 1,600m ² , or part thereof	1 space per 100m ² , or part thereof
Arts and Culture (includes museums, art galleries, theatres and other similar uses, but does not include cinemas)	1 space per 450m ² floor area, or part thereof	1 space per 130m ² floor area, or part thereof
Place of Worship	n/a	1 space per 200m ² floor area, or part thereof
Assembly (includes convention facilities, cinemas, training facilities and other similar uses)	n/a	1 space per 200m ² floor area, or part thereof
Health and Fitness (commercial recreational facilities, gymnasiums and other similar uses)	1 space per 400m ² floor area, or part thereof	1 space per 100m ² floor area, or part thereof
Care Facility (day use facilities, and includes preschool, day care, residential care facilities and similar uses)	1 space per 700m ² floor area, or part thereof	1 space per 200m ² floor area, or part thereof
Industrial		
Industrial	1 space per 1,200m ² floor area, or part thereof	6 spaces
Warehouse	1 space per 1,200m ² floor area, or part thereof	6 spaces

2. Vehicle Parking Specifications

2.1 Vehicle Parking Appearance

1. A vehicle parking area or vehicle parking space must be surfaced with asphalt, concrete, pavers, or permeable material that provides a durable, slip-resistant surface.
2. Each vehicle parking space must be clearly delineated on the parking surface.
3. Vehicle parking areas consisting of five (5) or more parking spaces must be illuminated with shield lighting that is directed toward the ground and designed so that the light does not directly fall on an adjacent lot or street.
4. Each visitor vehicle parking space required under this Bylaw must be clearly identified for the sole use of visitors.

Amended Sept 19, 2022
Bylaw 22-024

2.2 Vehicle Parking Location and Dimensions

1. All vehicle parking spaces required under this Bylaw must be provided on the same lot as the building or use which they serve.
2. Notwithstanding section 2.2.1, parking spaces may be provided on a different lot from the lot on which the building or use is to which they appertain, where:
 - (a) the lot on which the parking spaces are is not more than 125m from the building or use to which they appertain; and
 - (b) if the lot on which the parking spaces are forms part of a separate parcel of land for Land Title Office purposes, there is registered against its title an easement providing for such parking requirements, and appurtenant to the lot on which the building is, and there is furthermore registered a covenant in favour of the City restricting the use of the easement area on the servient tenement to parking purposes for as long as the provisions of this Schedule have application to the dominant tenement; and
 - (c) the conditions outlined in subsections (a) and (b) existed on the date of the adoption of the Bylaw incorporating this Schedule.
3. A vehicle parking space must not be closer than 1.0m to a street.
4. A vehicle parking space must have unobstructed access.
5. All vehicle parking spaces and drive aisles must have dimensions not less than those identified in Figure 2 of this Schedule.

6. Notwithstanding section 2.2.5, where:
 - (a) the vehicle parking space is associated with either a Single Family Dwelling, Two Family Dwelling or Semi-attached Dwelling use, and
 - (b) the vehicle parking space is accessed directly from a street,
 the width of the adjacent street may be included towards the total width of the drive aisle provided.

7. One way vehicle access and egress through the parking area is required where:
 - (a) more than one vehicle parking space is provided in the parking area, and
 - (b) the vehicle parking spaces are not configured parallel or perpendicular to the drive aisle.

8. A vehicle parking space that abuts a structure on one side, such as a wall or column, must have a minimum width of 2.7m.

9. A vehicle parking space that abuts a structure on both sides, such as a wall or column, must have a minimum width of 3.0m.

10. Where a vehicle parking space or drive aisle is located underground or covered by a roof, a minimum unobstructed height clearance of 2.1m must be provided between the floor and any mechanical equipment, or, if there is no mechanical equipment, between the floor and the ceiling.

Figure 2: Minimum Parking Space and Drive Aisle Dimensions (all measurements in metres)

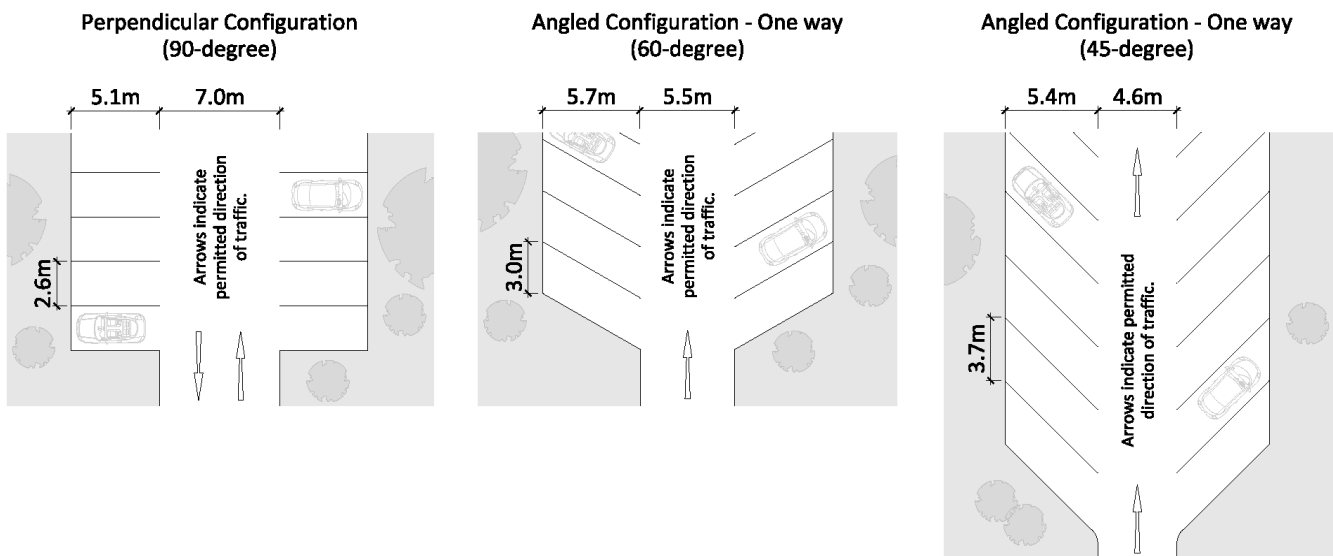
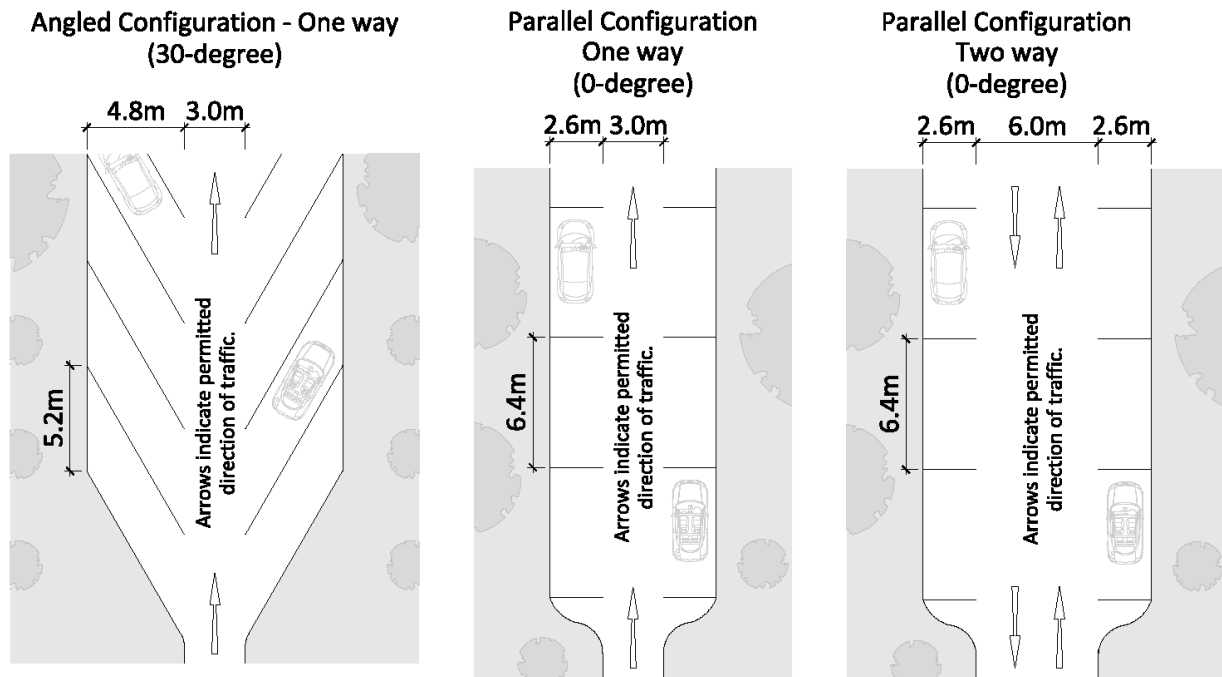


Figure 2 Cont.



11. Vehicle parking is not permitted in the front yard of a lot except as follows:

- (a) Parking may be provided in the front yard of a lot where:
 - (i) the principal use of the lot is industrial or warehouse,
 - (ii) such parking is required to serve that use, and
 - (iii) the number of parking spaces in the front yard does not exceed the total amount of parking spaces required by this Bylaw;
- (b) Parking may be provided in the front yard of a property where:
 - (i) the principal use of the lot is commercial or institutional,
 - (ii) such parking is required to serve that use, and
 - (iii) the building on the lot existed on the date of adoption of the Bylaw incorporating this Schedule;
- (c) A maximum of one parking space that meets the minimum dimensions described in this Schedule may be provided in the front yard of a property where the principal use of the lot is Single Family Dwelling; or
- (d) A maximum of two parking spaces that meet the minimum dimensions described in this Schedule may be provided in the front yard of a property where the principal use of the lot is Two Family Dwelling or Semi-attached Dwelling;

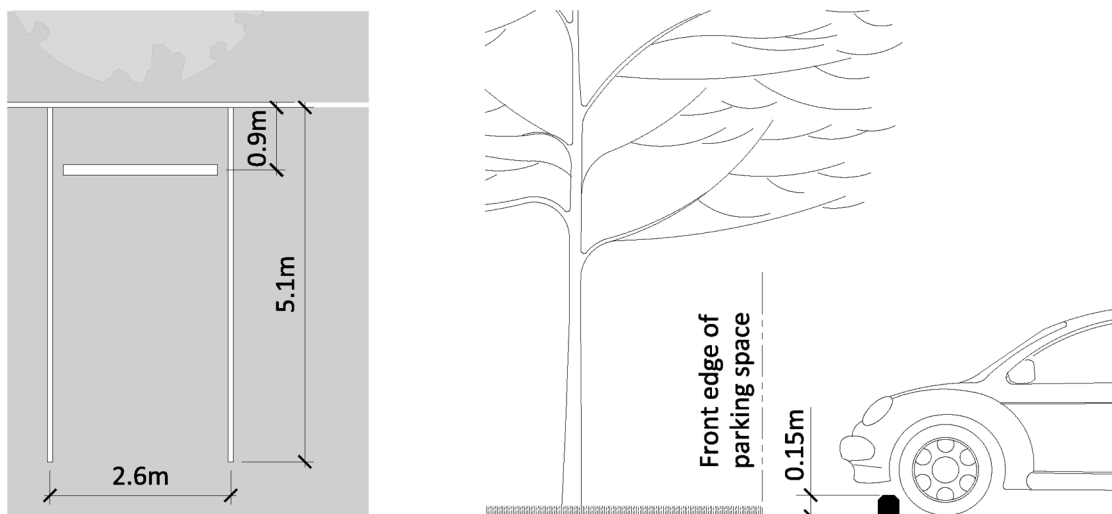
(e) A maximum of one parking space that meets the minimum dimensions described in this Schedule may be provided in the front yard of a property where:

Amended Oct 22 2020
Bylaw 20-077

- (i) an existing building has been converted to Two Family Dwelling or Multiple Dwelling as a house conversion in accordance with Schedule “G”, and
- (ii) the building is not heritage designated.”

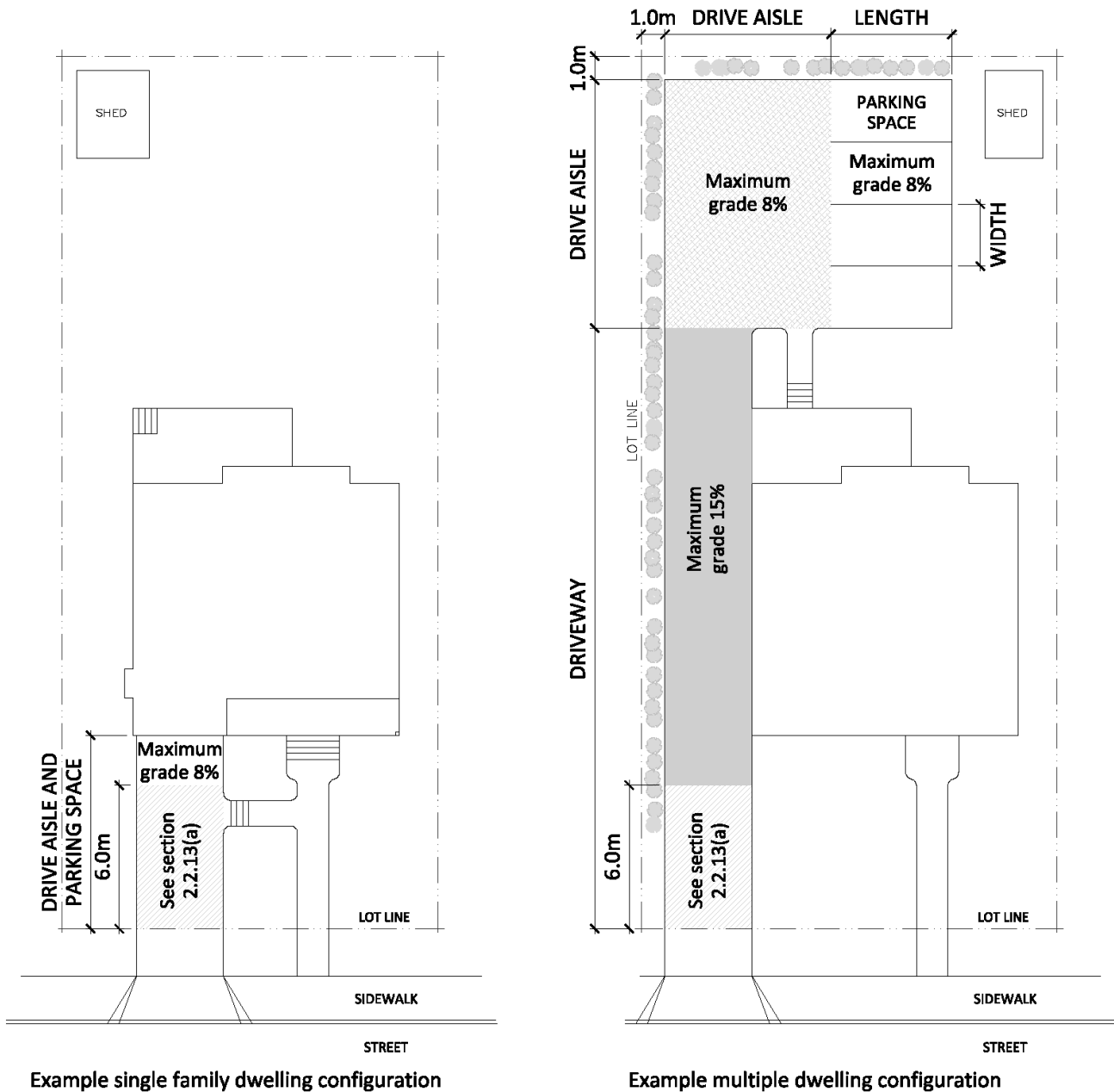
12. (a) An unenclosed surface vehicle parking space that abuts a pedestrian walkway or landscaped area without a barrier curb between the parking space and the pedestrian walkway or landscaped area must have a wheel stop centered horizontally within the parking space and placed 0.9m from the end of the parking space adjacent to the pedestrian walkway or landscaped area, in accordance with Figure 3 of this Schedule.
- (b) The requirements of subsection (a) do not apply to a parking space that satisfies at least one of the following conditions:
- (i) The parking space is configured parallel to the curb or drive aisle;
 - (ii) The parking space shares a common front boundary with another parking space; or
 - (iii) The parking space is associated with either a Single Family Dwelling, Two Family Dwelling or Semi-attached Dwelling use.
- (c) Where a wheel stop is provided pursuant to subsection (a), the portion of the parking space between the wheel stop and the front edge of the parking space, as marked in Figure 3, is exempt from the requirements of section 2.1.1 and may be surfaced with permeable material or landscaping, provided that no landscaping exceeds 0.15m in height.

Figure 3: Required Wheel Stop Placement

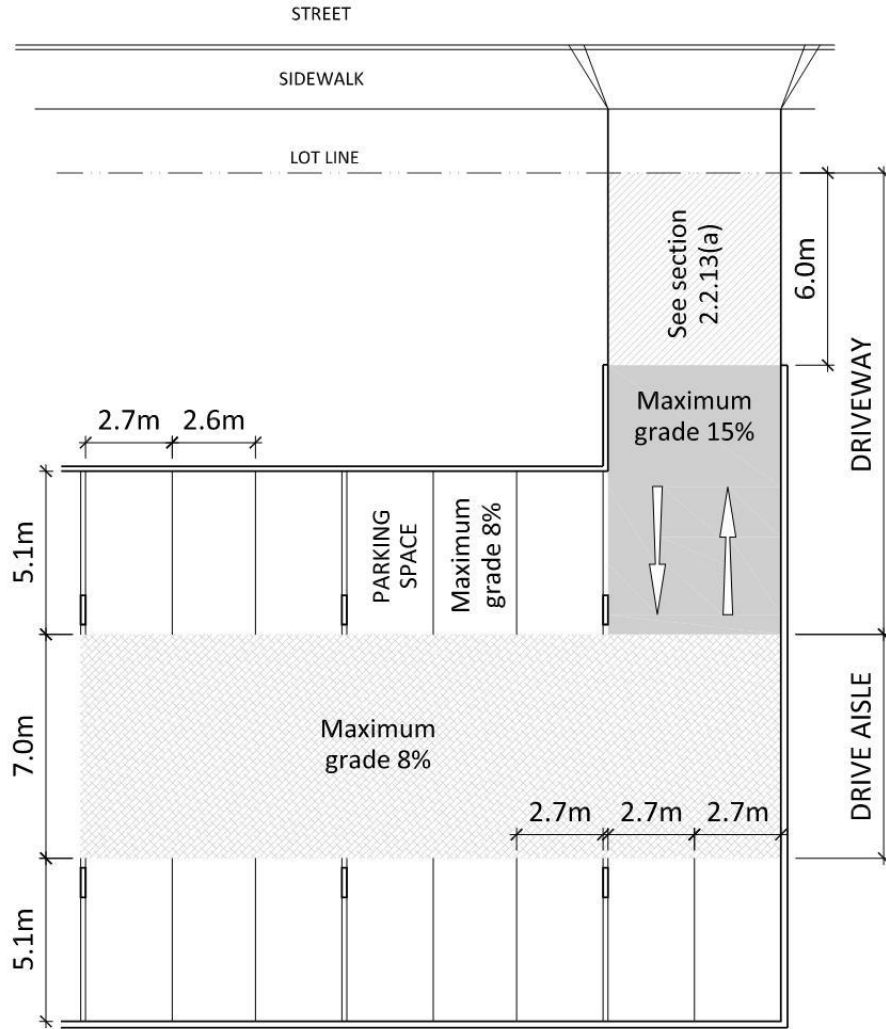


13. (a) Where a drive aisle or parking space is located within 6.0m of a street boundary it must comply with applicable grade requirements prescribed in this Schedule and the *Highway Access Bylaw*.
- (b) The maximum grade for a drive aisle or parking stall is 8%.
- (c) The maximum grade for a driveway is 15%.

Examples: Maximum Grades for Parking Areas



Examples: Maximum Grades for Parking Areas Cont.

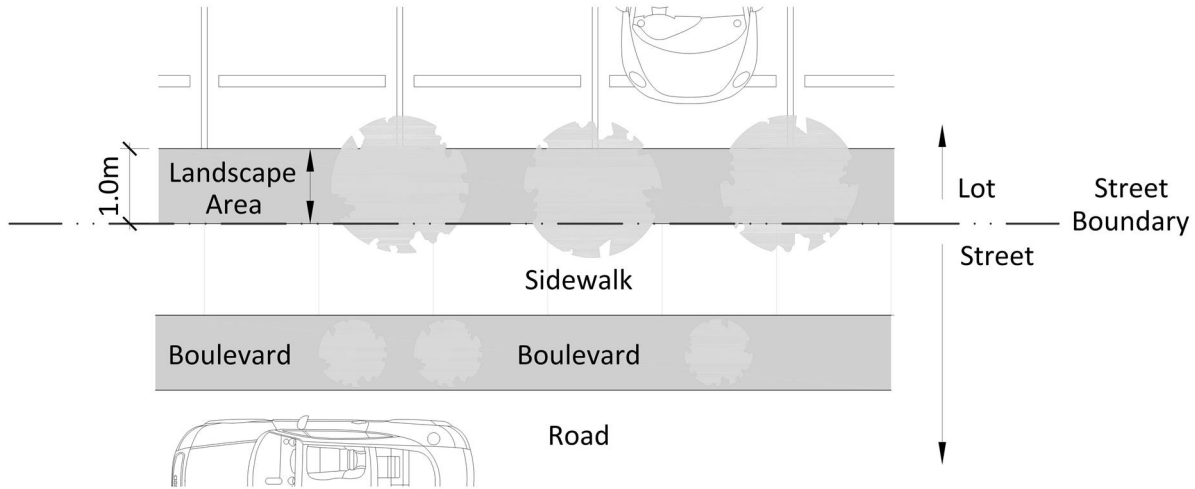


Example parkade configuration

2.3 Vehicular Parking Landscaping and Screening

1. If a surface vehicle parking area or vehicle parking space is located adjacent to a street, it must include a soft landscaped area, with a minimum width of 1.0m between the parking area or parking space and the street boundary.

Example: Minimum Landscape Area Adjacent to a Street Boundary



2. A surface vehicle parking area or surface vehicle parking space must include:
 - (a) continuous soft landscape areas with a minimum width of 1.0m, and
 - (b) a continuous landscape screenbetween the parking area or parking space and any adjacent lot used primarily for residential purposes, excluding the area where landscaping is prohibited pursuant to the *Highway Access Bylaw*.
3. The requirements of sections 2.3.1 and 2.3.2 do not apply where the principal use of the lot is Single Family Dwelling, Two Family Dwelling or Semi-attached Dwelling.
4. Where thirty (30) or more vehicle parking spaces are provided on a lot as surface parking, a minimum of 10% of the parking area must be soft landscaped (soft landscaping could include grass, shrubs or trees).

2.4 Electric Vehicle Charging Infrastructure Requirements

Amended Oct 1, 2020
Bylaw 20-001

1. The owner or occupier of any land or any building or other structure, for each use present on the land or in the building or other structure, must:
 - (a) provide energized electric vehicle outlets for parking spaces in accordance with Table 3; and
 - (b) submit a letter of assurance from a qualified registered professional that all energized electric vehicle outlets meet the specifications prescribed in the Electric Vehicle Charging Infrastructure Technical Bulletin (2020).
2. Energized electric vehicle outlets shall not be placed within the minimum vehicle parking space dimensions or drive aisle identified in Figure 2 of this Schedule.
3. Where an electric vehicle energy management system is implemented, the owner of the building must submit a letter of assurance from a qualified registered professional verifying that the electric vehicle management system meets the requirements set out in the Electric Vehicle Charging Infrastructure Technical Bulletin (2020).
4. Section 2.4.1 does not apply to visitor parking spaces.

Table 3: Minimum Number of Required Energized Electric Vehicle Outlets

Use or Class of Use	Minimum Number of <u>Energized Electric Vehicle Outlets</u>
Residential	
<u>Single Family Dwelling</u>	1 per required vehicle parking space
<u>Two Family Dwelling</u>	1 per required vehicle parking space
<u>Semi-attached Dwelling</u>	1 per required vehicle parking space
<u>Secondary Suite</u> or <u>Garden Suite</u>	n/a
All other residential uses not specifically identified in this table	1 per vehicle parking space
<u>Multiple Dwelling</u>	
Condominium, Apartment, Affordable	1 per vehicle parking space
All other <u>multiple dwellings</u> not specifically identified in this table	1 per vehicle parking space

Table 3 Cont.

Commercial, Institutional and Industrial	
Number of Vehicle Parking Spaces Provided	
<10	n/a
10-14	1
>15	2 <u>energized electric vehicle outlets</u> or 5% of the total number of required vehicle parking spaces, whichever is greater

3. Bicycle Parking

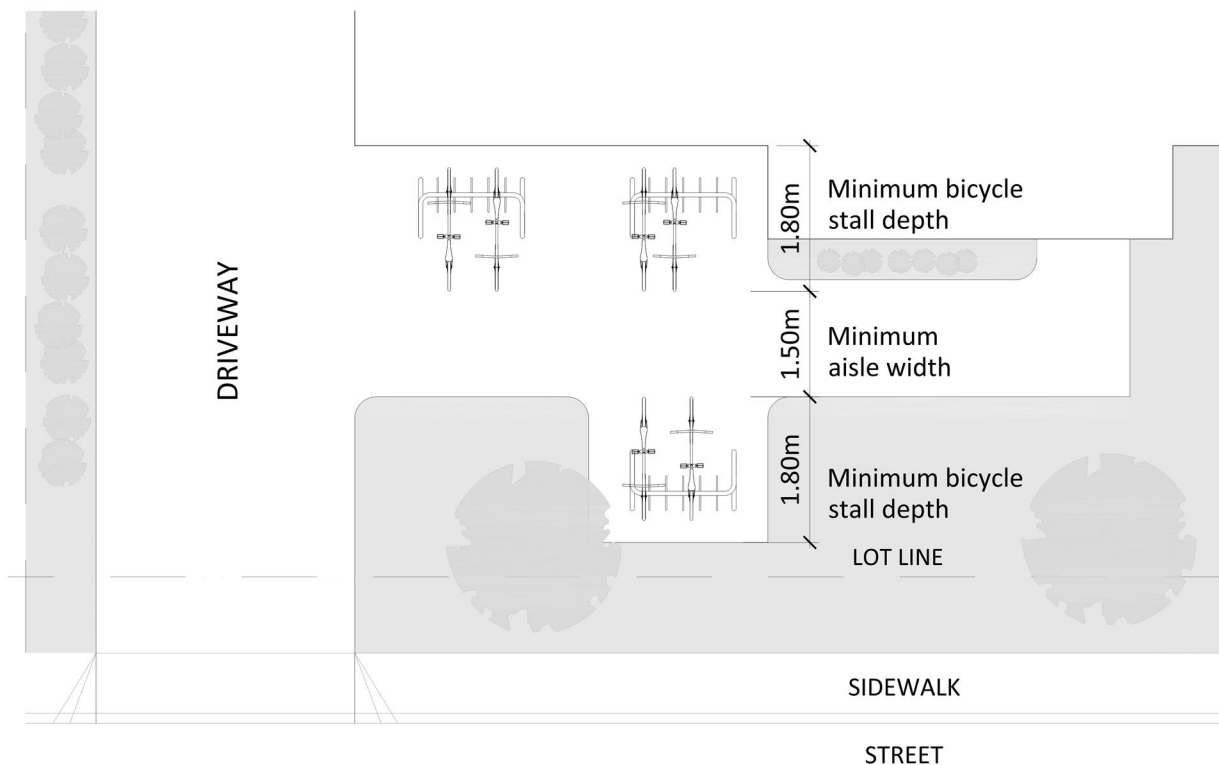
3.1 Bicycle Parking Specifications

1. All bicycle parking spaces required under this Bylaw must be provided on the same lot as the building or use which they serve.
2. (a) Each bicycle parking, short term space required under this Bylaw must be:
 - (i) designed and installed to the minimum dimensions shown in Table 4 of this Schedule; and
 - (ii) provided as a bicycle rack that is permanently anchored to the ground or a wall.
- (b) Each bicycle parking, short term space required under this Bylaw in association with a residential use must be located within a maximum distance of 15.0m from a building entrance that is accessible by visitors.
- (c) Notwithstanding subsection (b), where a minimum of 6 bicycle parking, short term spaces are located within 15.0m of each building entrance that is accessible by visitors, any additional required spaces may be provided in a location that is further than 15.0m from a building entrance.
- (d) Each bicycle parking, short term space required under this Bylaw in association with a commercial or institutional use must be located a maximum distance of 15.0m from a building entrance that is accessible by the public.
- (e) Notwithstanding subsection (d), where a minimum of 6 bicycle parking, short term spaces are located within 15.0m of each building entrance that is accessible by the public, any additional required spaces may be provided in a location that is further than 15.0m from a building entrance.
- (f) Each bicycle parking, short term space required under this Bylaw in association with an industrial use must be located within a maximum distance of 15.0m from the primary building entrance.

Table 4: Minimum Dimensions for Bicycle Parking (all minimum dimensions measured in metres)

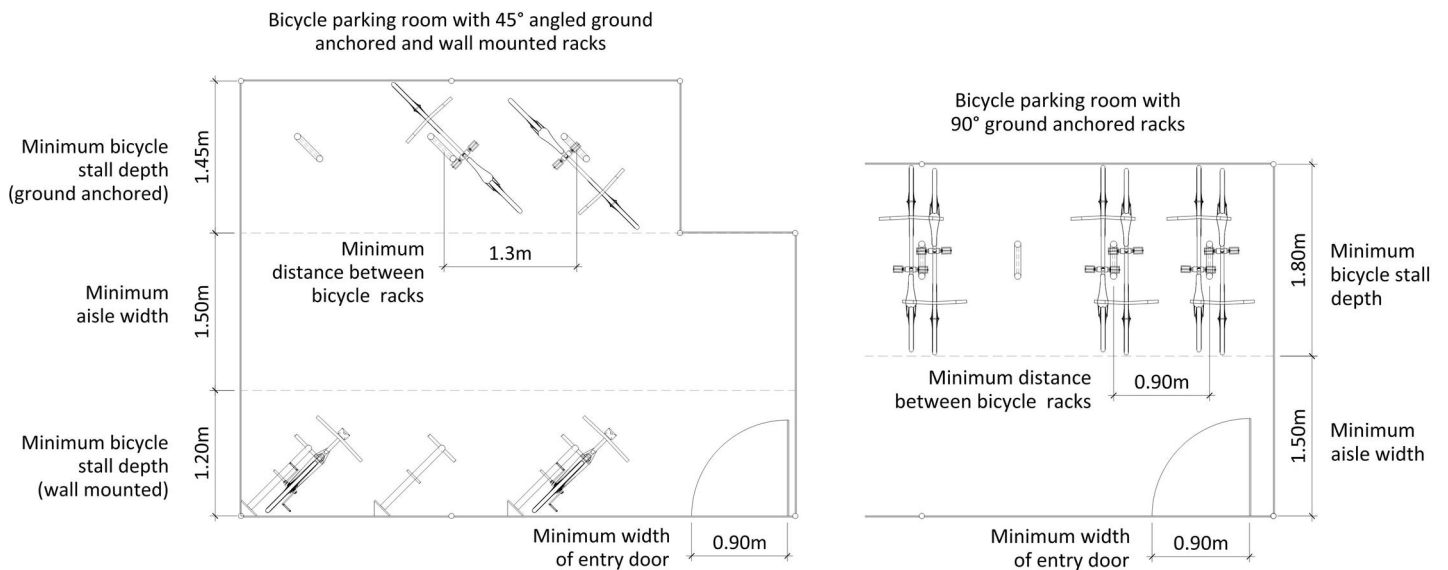
Angle of Rack (in an aerial perspective, measured from the plane of the nearest wall of a <u>building</u>)	Ground Anchored Rack		Wall Mounted Rack	
	>45 degrees	≤45 degrees	>45 degrees	≤45 degrees
Minimum stall depth	1.8	1.45	1.2	1.2
Minimum aisle width	1.5	1.5	1.5	1.5
Minimum distance between bicycle racks (for racks that accommodate two or more bicycles)	0.9	1.3	0.9	1.3
Minimum distance between bicycle racks (for racks that accommodate no more than one bicycle)	0.45	0.65	0.45	0.65
Minimum distance between bicycle racks and entrance door to bicycle storage facility	0.6	0.6	0.6	0.6

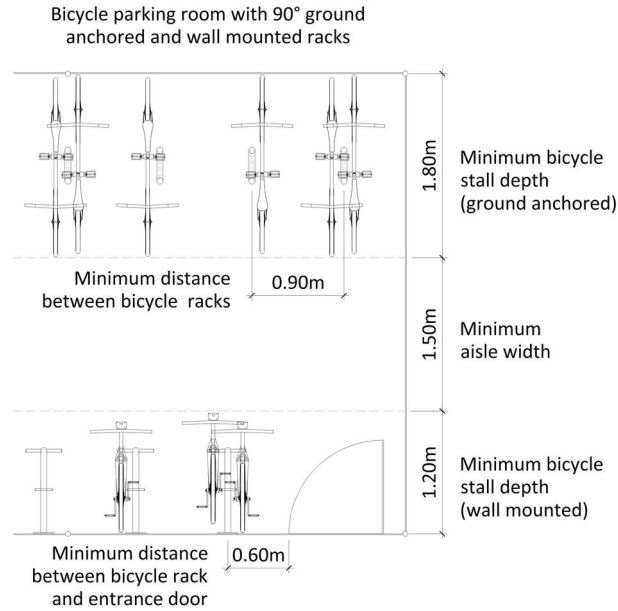
Example: Short-Term Bicycle Parking Configuration



3. (a) Each bicycle parking, long term space required under this Bylaw must:
- (i) be designed and installed to the minimum dimensions shown in Table 4 of this Schedule;
 - (ii) be provided as a bicycle rack that is permanently anchored to the ground or a wall;
 - (iii) have a minimum unobstructed height clearance of 2.1m between the floor and any mechanical equipment, or, if there is no mechanical equipment, between the floor and the ceiling;
 - (iv) be provided in a secure, weather-protected, dedicated bicycle parking facility accessible to residents, employees or other identified users of the building;
 - (v) be located in a bicycle parking facility accessible through an entry door with a minimum width of 0.9m; and
 - (vi) be located within one floor of finished grade and, if accessed by a stairwell only, the stairwell must include a ramp for bicycles.
- (b) At least half of the bicycle parking, long term spaces required under this Bylaw must be ground anchored.

Examples: Long-term Bicycle Parking Configurations





3.2 Bicycle Parking Exemptions

1. Notwithstanding section 1.2.2:

- (a) bicycle parking, short term spaces are not required to be provided where the siting and design of a building existing on the date of adoption of the Bylaw incorporating this Schedule physically prohibits such spaces from being provided on a lot in accordance with this Bylaw;
- (b) subject to section 3.2.2 no additional bicycle parking, short term or bicycle parking, long term spaces are required to be provided where only alterations or changes of use to a building are proposed and the building existed on the date of adoption of the Bylaw incorporating this Schedule; and
- (c) if additions are proposed to a building existing on the date of adoption of the Bylaw incorporating this Schedule, additional bicycle parking, short term and bicycle parking, long term spaces must be provided for the additional bicycle parking required with respect to the building addition only.

2. The bicycle parking exemption in section 3.2.1(b) does not apply for any building converted to a Two Family Dwelling or Multiple Dwelling as a house conversion in accordance with Schedule "G".

Amended Oct 22 2020
Bylaw 20-077

4. Accessible Parking

Amended Sept 19, 2022
Bylaw 22-024

4.1 Required Accessible Parking Space

1. The owner or occupier of any land or any building or other structure, for each use listed in Table 5 present on the land or in the building or other structure, must provide the corresponding minimum number of off-street accessible parking spaces and van accessible parking spaces in accordance with Table 5. For example, if an owner is required to provide 27 vehicle parking spaces for a commercial use pursuant to Table 1, the owner must provide 1 accessible parking space, 1 van accessible parking space and 25 vehicle parking spaces.

Table 5: Minimum Number of Required Accessible Parking Spaces and Van Accessible Parking Spaces

Use or Class of Use: <u>Attached Dwelling, Multiple Dwelling</u> All commercial uses listed in Table 1 All institutional uses listed in Table 1 except <u>hospital</u> (see below) All industrial uses listed in Table 1		
Number of Parking Spaces Required per Table 1	Minimum Number of <u>Accessible Parking Spaces</u>	Minimum Number of <u>Van Accessible Parking Spaces</u>
0-5 spaces	n/a	n/a
6-25 spaces	0	1
26-50 spaces	1	1
51-75 spaces	2	1
76-100 spaces	3	1
101 spaces or more	1 <u>accessible parking space</u> for every 25 parking spaces	See section 4.1.2
Number of Visitor Parking Spaces Required per Table 1	Minimum Number of <u>Visitor Accessible Parking Spaces</u>	Minimum Number of <u>Visitor Van Accessible Parking Spaces</u>
0-5 spaces	n/a	n/a
6-25 spaces	0	1
26-50 spaces	1	1
51-75 spaces	2	1
76-100 spaces	3	1
101 spaces or more	1 <u>accessible parking space</u> for every 25 parking spaces	See section 4.1.2
Use or Class of Use: <u>Assisted Living Facility (as defined in Table 1)</u>		
Number of Parking Spaces Required per Table 1	Minimum Number of <u>Accessible Parking Spaces</u>	Minimum Number of <u>Van Accessible Parking Spaces</u>
See Table 1	15% of required vehicle parking spaces	See section 4.1.2

Number of Visitor Parking Spaces Required per Table 1	Minimum Number of Visitor <u>Accessible</u> Parking Spaces	Minimum Number of Visitor <u>Van Accessible</u> Parking Spaces
See Table 1	15% of required vehicle parking spaces	See section 4.1.2
Use or Class of Use: <u>Hospital</u>		
Number of Parking Spaces Required per Table 1	Minimum Number of <u>Accessible</u> Parking Spaces	Minimum Number of <u>Van Accessible</u> Parking Spaces
See Table 1	5% of required vehicle parking spaces	See section 4.1.2
Number of Visitor Parking Spaces Required per Table 1	Minimum Number of Visitor <u>Accessible</u> Parking Spaces	Minimum Number of Visitor <u>Van Accessible</u> Parking Spaces
See Table 1	5% of required vehicle parking spaces	See section 4.1.2

2. Where:

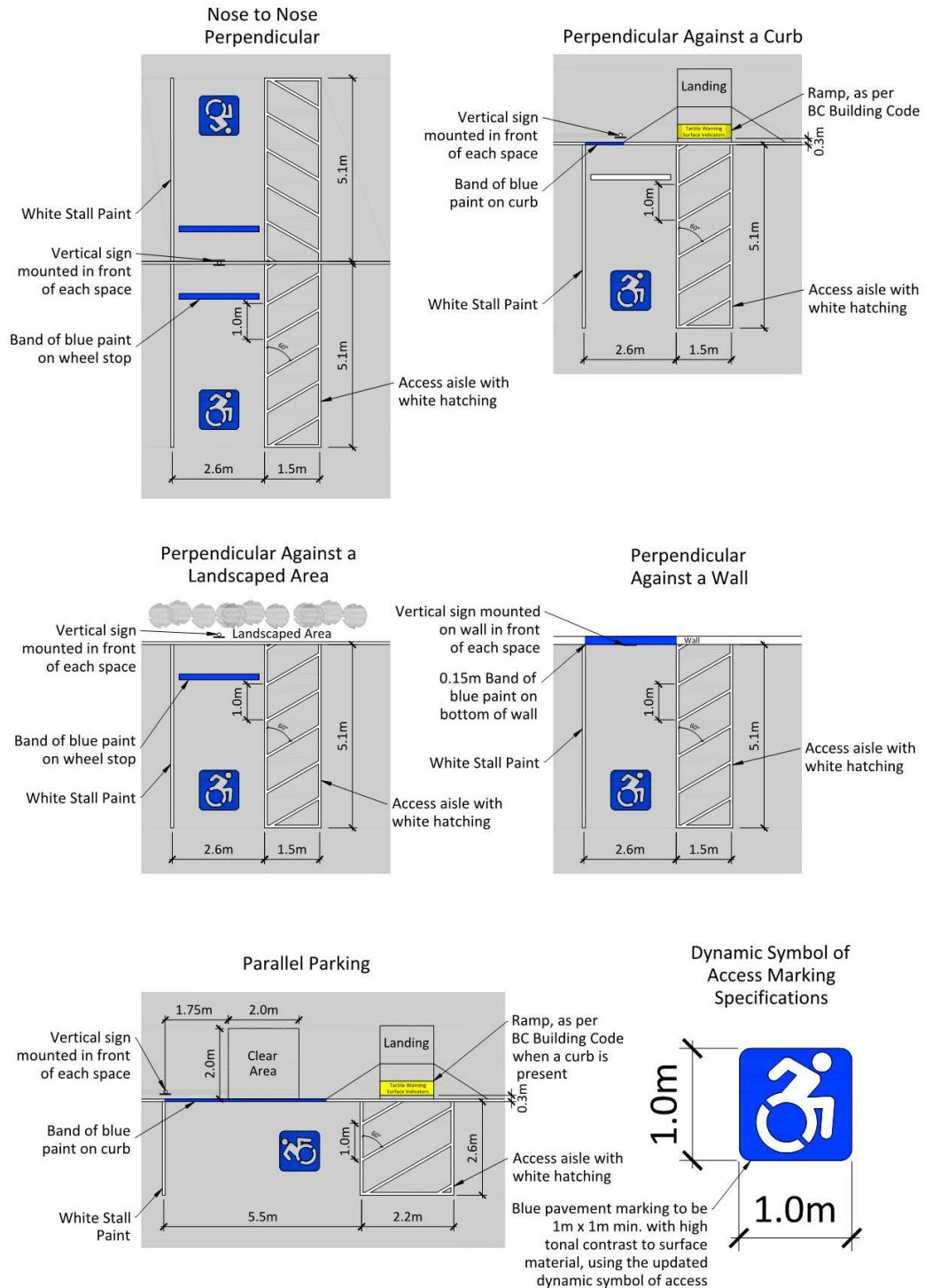
- (a) only one accessible parking space is required, the space must be a van accessible parking space;
- (b) between two and six accessible parking spaces are required, a minimum of one of these spaces must be a van accessible space;
- (c) more than six accessible parking spaces are required, the requirement for a van accessible space is triggered at each multiple of six accessible parking spaces, for example:
 - i. where 7-12 accessible parking spaces are required, a minimum of two of these spaces must be van accessible spaces;
 - ii. where 13-18 accessible parking spaces are required, a minimum of three of these spaces must be van accessible spaces;
 - iii. where 19-25 accessible parking spaces are required, a minimum of four of these spaces must be van accessible spaces.

4.2 Accessible Parking Dimensions and Specifications

- 1. All accessible parking spaces and van accessible parking spaces required under this Bylaw must be provided on the same lot as the building or use which they serve.
- 2. Accessible parking spaces and van accessible parking spaces must have a maximum grade of 5% in any direction.

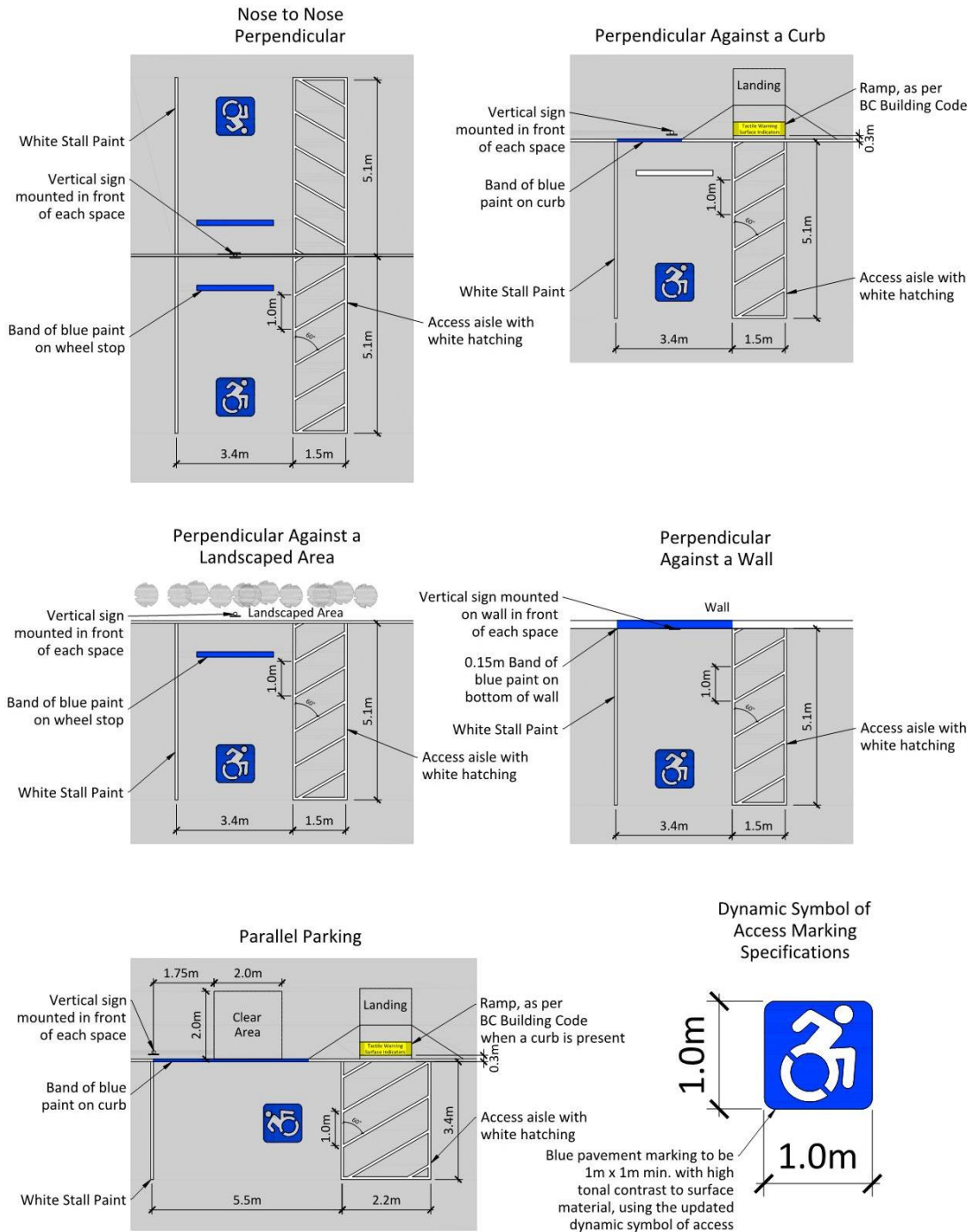
- Each accessible parking space required under this Bylaw must be designed, marked, and installed to the minimum dimensions and specifications in accordance with the applicable configuration shown in Figure 4 of this Schedule.

Figure 4: Minimum accessible parking space dimensions



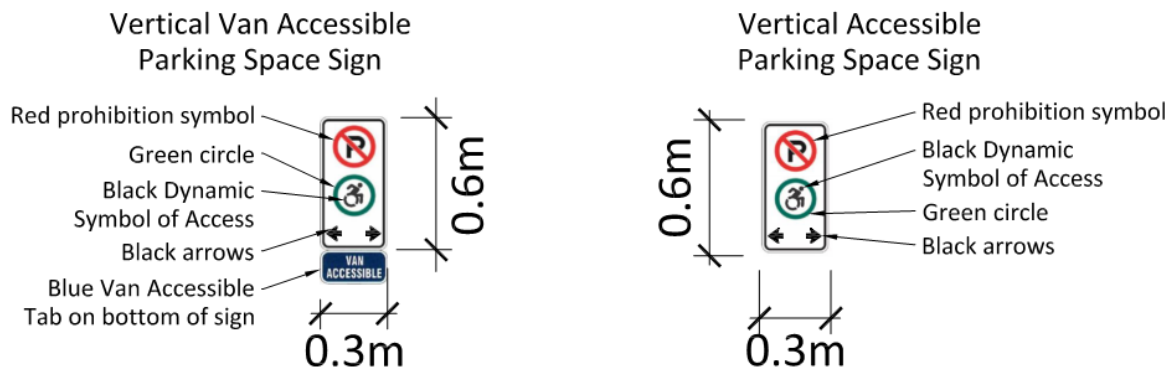
4. Each van accessible parking space required under this Bylaw must be designed, marked, and installed to the minimum dimensions and specifications in accordance with the applicable configuration shown in Figure 5 of this Schedule.

Figure 5: Minimum van accessible parking space dimensions

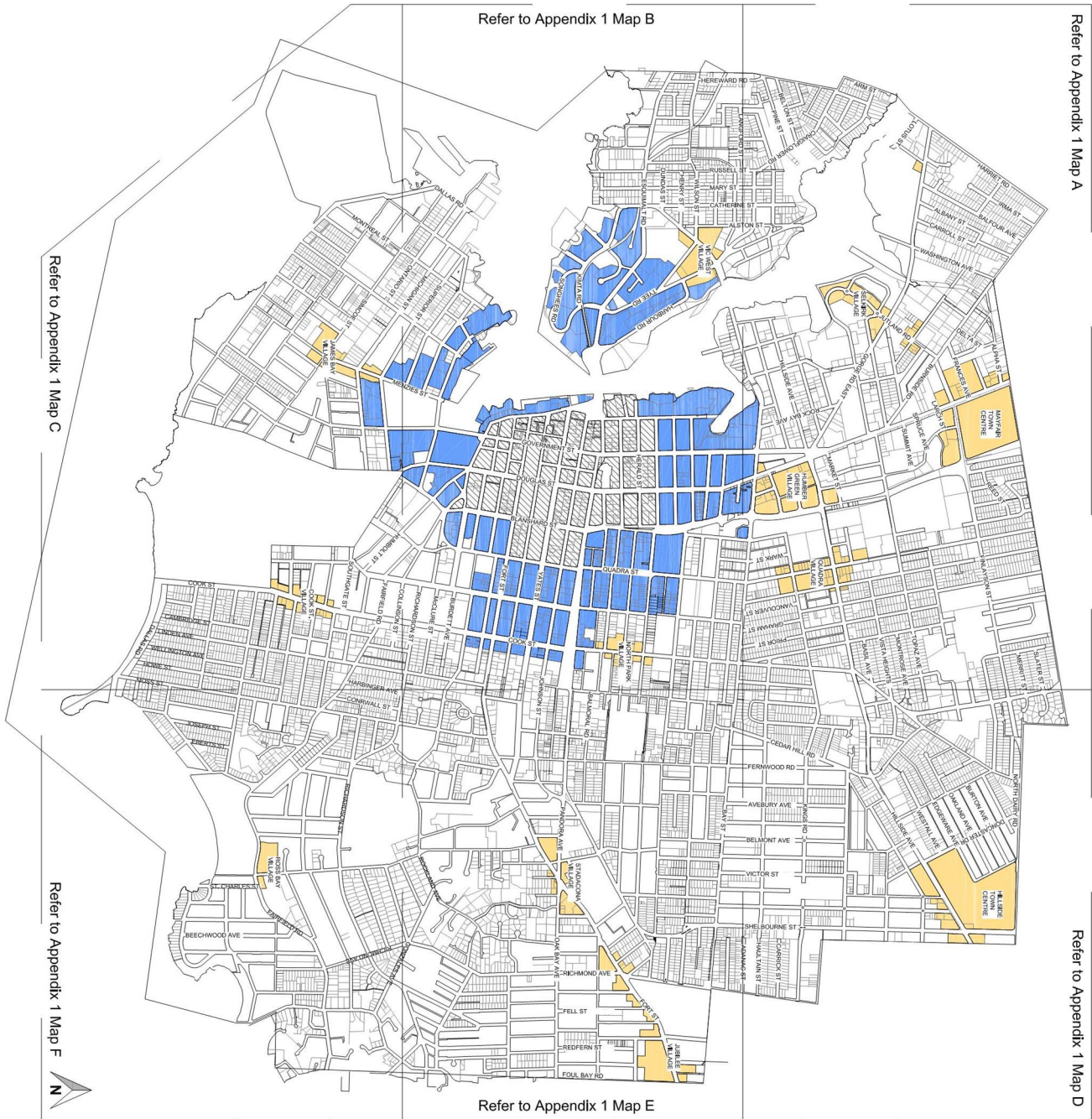


5. An access aisle must be included with each accessible parking space with the specifications and minimum dimensions shown in Figure 4 and with each van accessible parking space with the specifications and minimum dimensions shown in Figure 5.
6. Where an accessible parking space or van accessible parking space is situated immediately adjacent to another accessible parking space or van accessible parking space, then the access aisle may be shared between the two spaces.
7. Each accessible parking space or van accessible parking space must be marked with the Dynamic Symbol of Access in accordance with the dimensions and specifications illustrated in Figures 4 and 5.
8. A wall mounted or standalone vertical sign must be installed at each accessible parking space or van accessible parking space in accordance with the specifications illustrated in Figure 6 and the lowest part of the sign must be located:
 - (a) a minimum of 2.1m above finished grade, or
 - (b) a minimum of 1.5m above finished grade when wall mounted or when the roof height of a parkade, carport or similar building or structure in which the associated parking space is located prevents compliance with subsection (a).

Figure 6: Accessible parking sign specifications



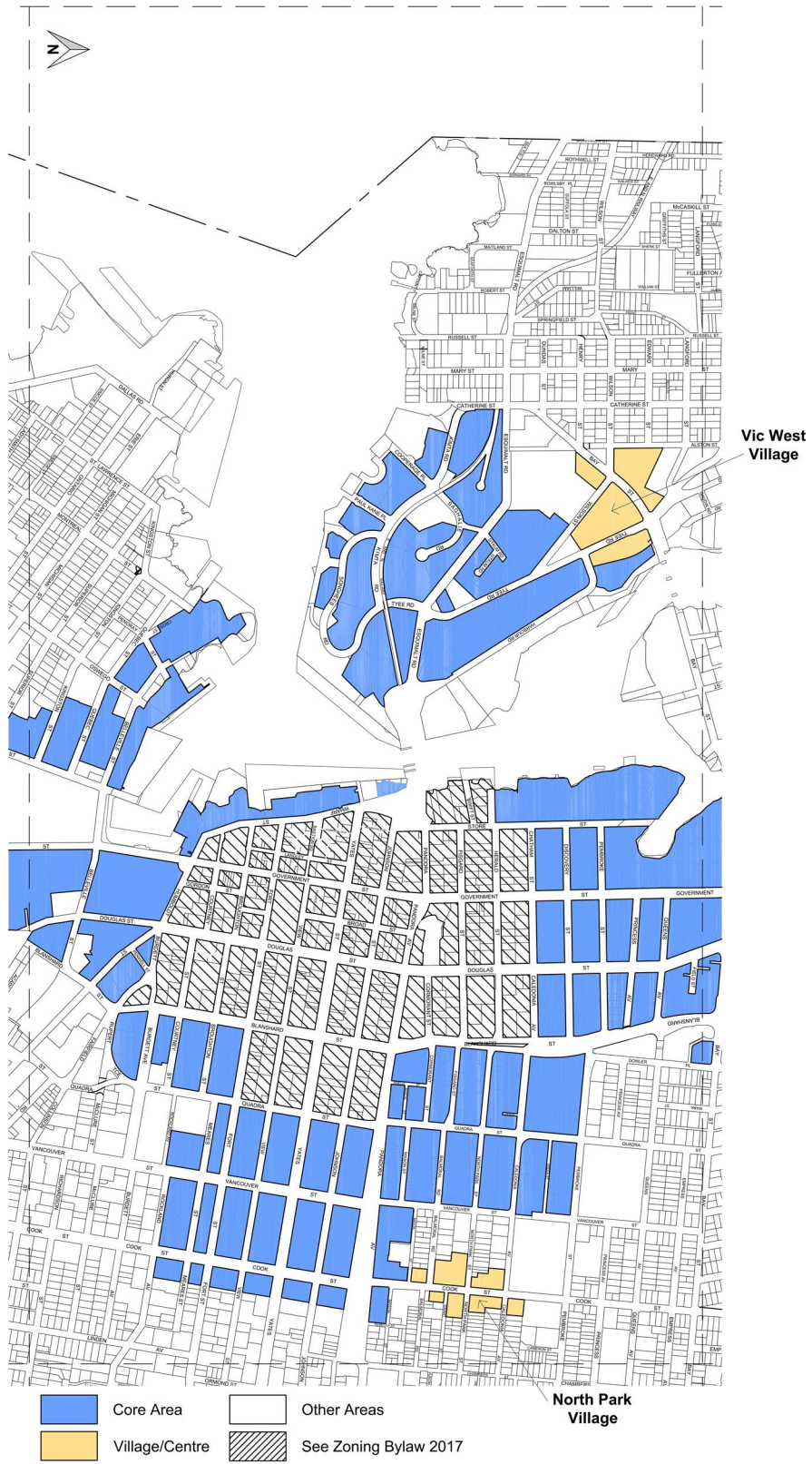
Appendix 1



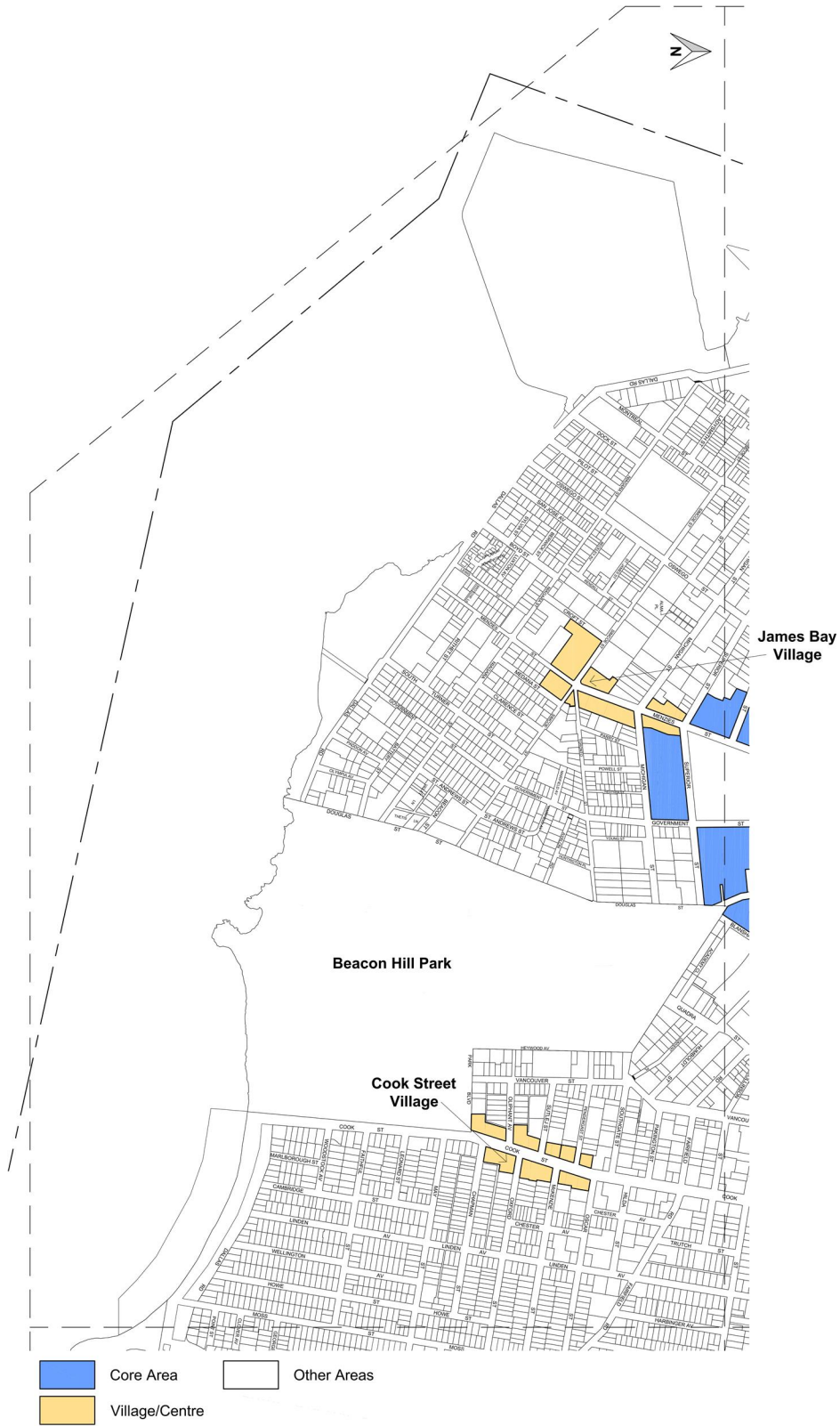
Map A



Map B



Map C



Map D



Map E



Map F

