

# Overnight Sheltering in Parks

## Regulations

Recreational camping is prohibited in all City parks. Individuals experiencing homelessness may shelter temporarily in designated parks from 7 p.m. to 7 a.m. (8 p.m. to 7 a.m. PDT). Please follow the rules below.

### No sheltering in:



Environmentally sensitive areas



Playgrounds



Sports fields



Community gardens/horticultural areas



Footpaths/roads



Cemeteries



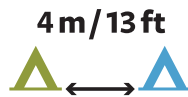
Medians/boulevards

### For safety and bylaw compliance, shelters must be:

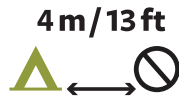
9 m<sup>2</sup>  
(approx. 10 ft x 10 ft)



No bigger than nine square metres



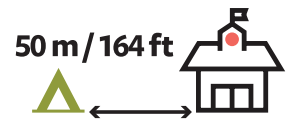
Spaced four metres apart



Four metres from no-shelter areas or private property lines



Eight metres from playgrounds



50 metres from school property

### For safety, environmental protection and bylaw compliance, please do not:



Locate shelters directly under trees and branches



Attach shelters to trees, plants, benches, lamp posts or other structures



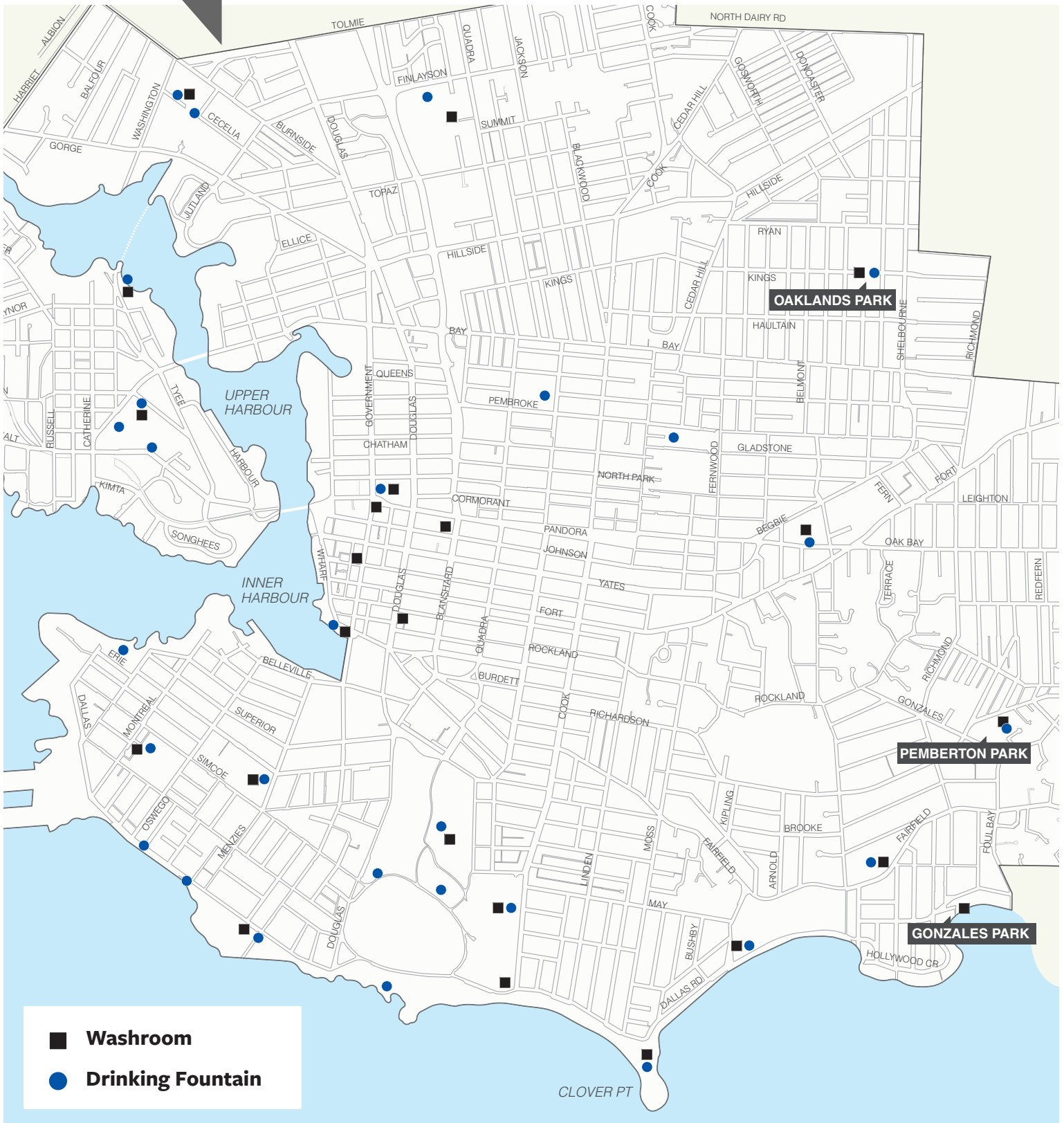
Have fires or open flame appliances or combustibles, except for approved BBQs in allowable areas and at least 2 m from any structures or no-shelter areas



Remove tree branches or use City property to construct shelters

Thank you for your compliance. Any shelter or property unlawfully left in a park (including any shelter in place after 7 a.m.) may be impounded and removed by Bylaw Services or Police.

# PARKS WITH WASHROOMS WHERE OVERNIGHT SHELTERING IS ALLOWED



**FOR MORE INFORMATION:**  
**T** 250.361.0215  
**E** [bylawservices@victoria.ca](mailto:bylawservices@victoria.ca)

1 CENTENNIAL SQUARE  
 VICTORIA, BC V8W 1P6  
[victoria.ca](http://victoria.ca)

View the Parks  
 Regulation Bylaw:  
[victoria.ca/bylaws](http://victoria.ca/bylaws)