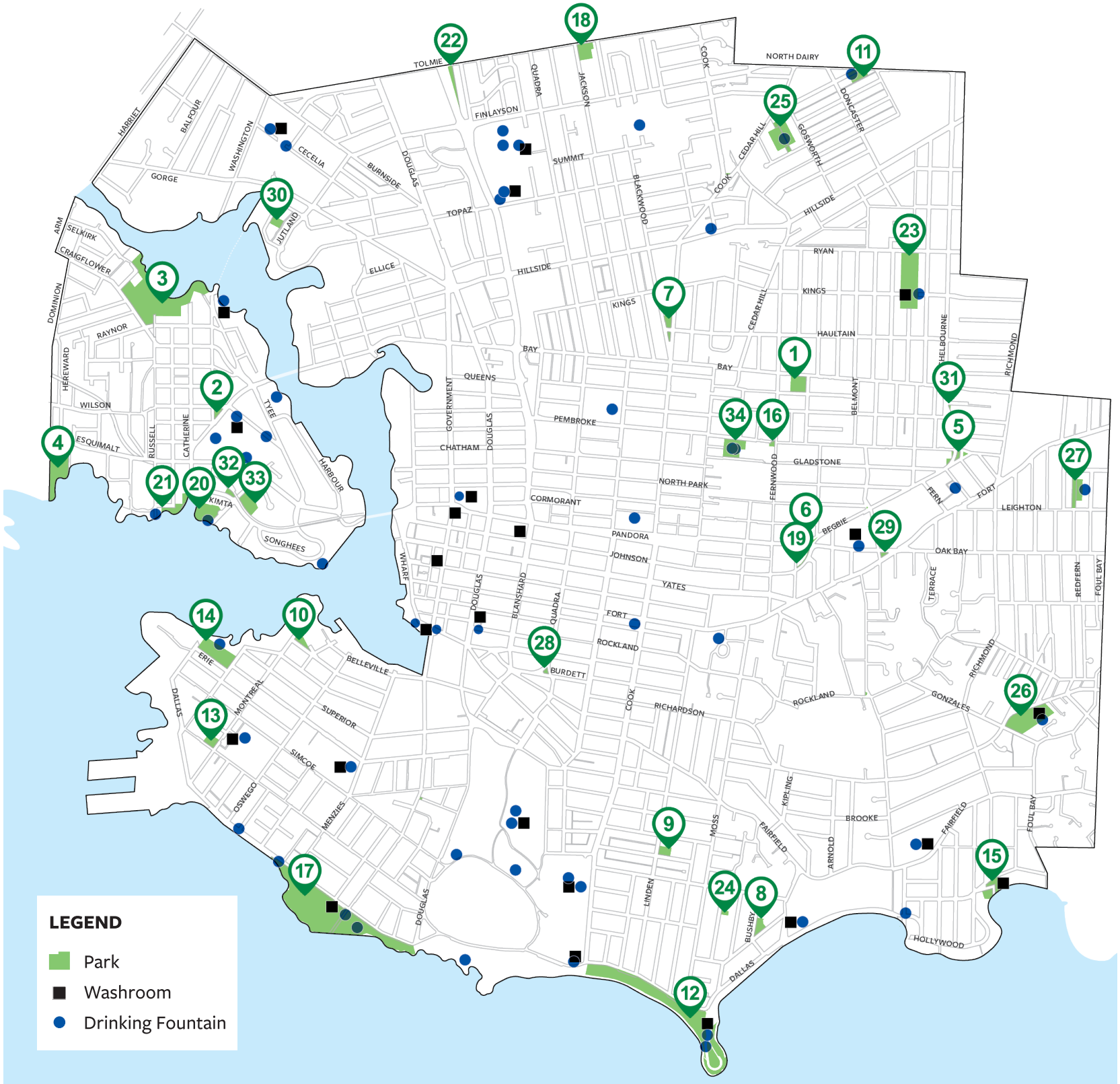


Temporary Overnight Sheltering in Victoria Parks



Parks Permitting Temporary Overnight Sheltering

1. Alexander Park

2. Alston Green

3. Banfield Park

4. Barnard Park

5. Begbie Green

6. Begbie Parkway

7. Blackwood Park

8. Bushby Park

9. Chapman Park
10. Charles Redfern Park

11. Clawthorpe Park

12. Clover Point

13. Ernest Todd Park

14. Fisherman’s Wharf Park

15. Gonzales Beach Park

16. Gower Park

17. Holland Point Park

18. Jackson Street Park
19. Johnson Street Green

20. Lime Bay Park

21. Mary Street Park

22. Mayfair Green/Tolmie Park

23. Oaklands Park

24. Olive Street Green

25. Oswald Park

26. Pemberton Park

27. Redfern Park
28. Rupert Terrace Green

29. Scurrah Green

30. Selkirk Green

31. Shelbourne Green

32. Sitkum Park

33. Songhees Hillside Park

34. William Stevenson Memorial Park

Thank you in advance for your compliance with these rules.

FOR MORE INFORMATION
250.361.0215
bylawservices@victoria.ca

Temporary
Overnight
Sheltering:
What You Need
to Know




Part 1

Temporary Overnight Sheltering

Rules for Temporary Overnight Sheltering in Victoria

<ul style="list-style-type: none">Sheltering in parks is not a suitable solution to homelessness.Under the Parks Regulation Bylaw, sheltering is not allowed in any City park.People experiencing homelessness can put up a temporary overnight shelter in select Victoria parks, only when there is no other safe alternative available.	When? <ul style="list-style-type: none">You can set up your temporary shelter after 7 p.m.You must take down your shelter and be packed up by 7 a.m.In the morning, you must move from the temporary sheltering location and take all belongings with you.	What? <ul style="list-style-type: none">A tent, lean-to or other form of overhead shelter constructed from tarps, plastic, cardboard or other material, used by a person experiencing homelessness to protect themselves from the elements.	Where? <ul style="list-style-type: none">Temporary overnight shelter is only permitted in the approved list of 34 parks (see map).People using temporary overnight shelter must follow the rules below.
---	---	--	---


No sheltering within four metres of:




Streets/paths/
sidewalks




Medians/
boulevards




Environmentally
sensitive areas




Playgrounds



Garden beds




Cemeteries



Sports
fields


For bylaw compliance, temporary overnight shelters must be:

9 m²
(3 m x 3 m)



No bigger than nine
square metres

4 m




Spaced four
metres apart

4 m



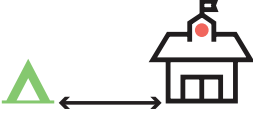
Four metres from no-shelter
areas or private property lines

15 m



15 metres from
playgrounds

50 m



50 metres from
school property

Part 2

Taking Care of Your Property When Temporarily Sheltering

What can I do to avoid having my shelter or property impounded or disposed of?

- Take down your structure, pack up your belongings and move from your overnight sheltering area by 7 a.m.
- If your belongings are with you and you are following temporary sheltering rules, they won't be impounded or disposed of.
- Keep your belongings dry, packed up and tidy.
- Do not leave your property unattended.

When can Bylaw Services or Police remove my shelter or property?

- Any shelter or property left in violation of the bylaw may be removed and then disposed of or impounded by Bylaw Services or Police.

How do staff decide what items to store and what to dispose of?

- If you are present, willing and able to take essential items such as bedding, tents and medication, you may do so.
- Staff try to retain property that can be impounded.
- Non-perishable food items in rodent-proof containers can be impounded.
- Wet, soiled, damaged, hazardous or bulky items cannot be impounded and will be disposed of.

- Perishable food items or food not in rodent-proof containers will be disposed of.
- For more details please refer to the Administration of Property in City Custody Bylaw.

Who do I contact to retrieve items that have been taken into custody?

- You can come in person to the Bylaw Services office at 12 Centennial Square. The best time to come is Monday to Saturday (excluding holidays), 9 a.m.–3 p.m.
- A time will need to be scheduled for your property to be retrieved from storage. Generally, if you come between the suggested times your property will be returned to you the same day.
- Please provide as much information as possible, including your name, a description of the items, the location where you left them and the date your property was taken into custody.
- If you are unable to come to our office in person, please call **250.361.0215** or email **bylawservices@victoria.ca**.
- Outside agencies are available to assist you with claiming your property. We can connect you with these resources as required.

How long are impounded items held?

- Impounded items are held for 14 days. Some exceptions may apply.

Part 3

Housing and Health Resources

Housing In Victoria

- If you are currently experiencing homelessness, please call BC Housing to learn about housing options: 1.800.257.7756
- To apply for the Housing Registry, visit the BC Housing office at 210-3440 Douglas St. or apply online at housingapplication.bchousing.org.

Medical Care

- Call HealthLink BC at 8.1.1 for health information and advice, 24/7.
- Call 9.1.1 for health emergencies.
- The Royal Jubilee Hospital is located at 1952 Bay St.
- Call Island Health's Mental Health and Substance Use Service Link at 1.888.885.8824.
- Call CRCL at 250.818.2454 to get support for a mental health crisis.